

RIDE & TIE

NEWSLETTER

May 2008



1994 TAYLORSVILLE CHAMPIONSHIP

Message from the President

Let's get straight to the good news. Get your calendars out. You can now plan your Ride & Tie Championship vacations in advance through 2010.

Next year, June 20, 2009, the World Ride & Tie Championship will return to the Humboldt Redwood State Park. We will again be staying at the Cunco Creek Horse Campground in the heart of the redwoods. We were there just last year. It's fantastic.

On June 19, 2010 we will be at Mt. Adams, just 21 miles north of the Columbia River in Trout Lake, Washington. This was the site of the 2003 Pan American Endurance Championship. Aside from beautiful snow capped Mt. Adams, there are lots of trails, fishing, rafting, wind surfing on the Columbia River, as well as delicious huckleberry smoothies.

The 2008 Taylorsville Championship preparations are coming together. There has been one work day and two more are scheduled for May 3rd and June 7th. If you can help, contact Dennis at Championship@rideandtie.org or (530)281-6631. The snow is finally melting from the trails. The belt buckles are being designed by Gist Silversmiths. They have made our buckles the last two years. They make great buckles. Specialized Saddles have donated a saddle for this year drawing. Annie and I have been riding on a couple of their endurance saddles the last five years. They are very good saddles. We will also be inducting a new horse in to the Ride & Tie Hall of Fame during the Awards Ceremony.

Since I started my Ride & Tie adventure in California and lived there for almost 50 years I thought of Ride & Tie as a California sport. In 1996 76% of our membership was in California. Today California accounts for only 57%. Currently 22% of our membership is east of the Mississippi. Our fastest growing area is Texas. What it all means is that our organization is changing. We need to have representation on our Board of Directors for the members east of the Mississippi and from the Northwest. If our membership continues in its change we will need representation from the Central states as well. In the past we have had Championship races in Oregon, Nevada, Utah, Idaho, and Montana. Perhaps some day we will have a championship in Virginia.

My thanks to Annette Parson, Sue Smythe and Jane McGrath for their work on the Nominating Committee. We had four nominees. One of them, Dawn Hartsock, has decided to withdraw her nomination as she is planning on hiking the Pacific Crest Trail and she wants to spend time with Björn, her five month old grandson. We still have three great candidates for the three positions. Please take the time to send in your ballot and include your thoughts about what the Ride and Tie Association is doing or should be doing.

Thank you. SEE YOU AT TAYLORSVILLE!

Don Betts



The Betts' Ride & Tie horses exercising in the Olympic National Forest while Don's back recovers from his surgery in January

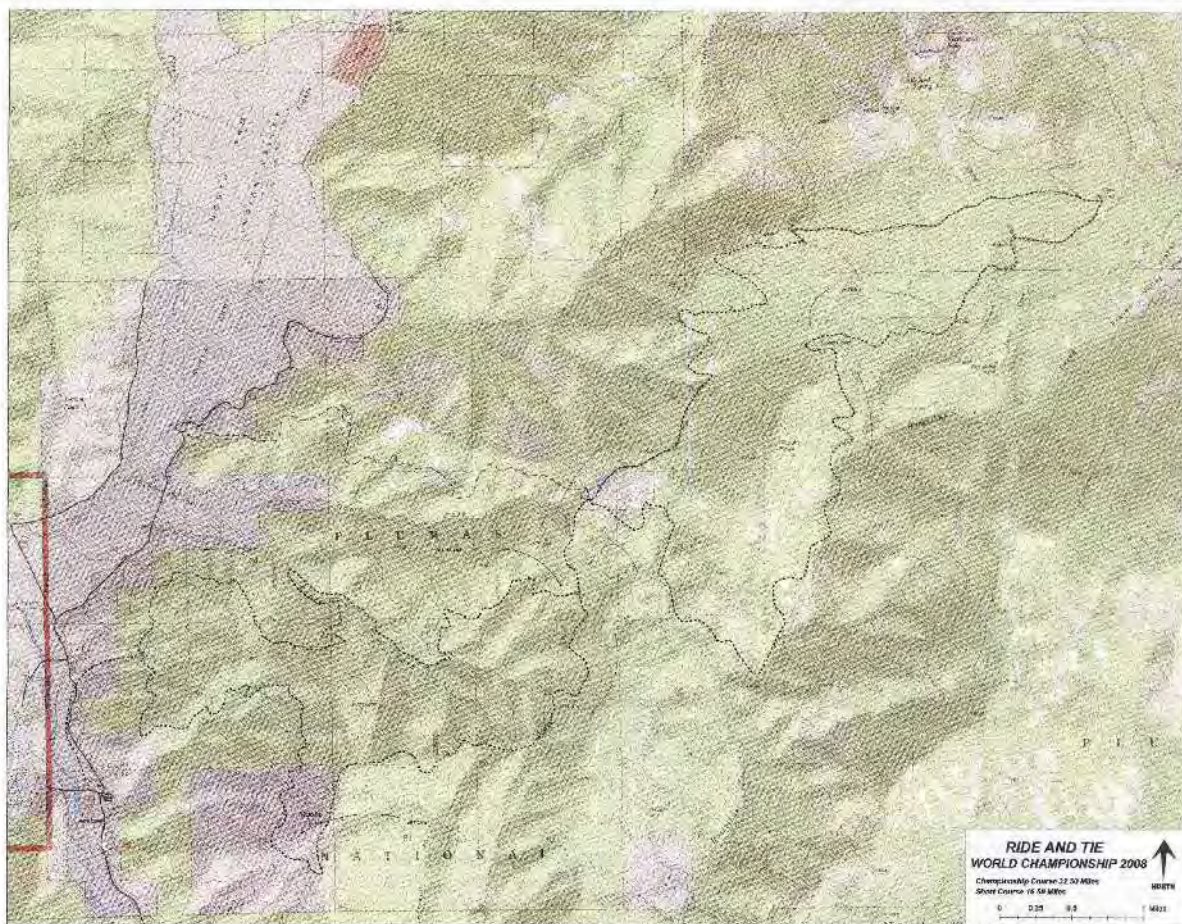
PLATINUM

P E R F O R M A N C E[®]

**Your Source for Preventive,
Therapeutic and Sports Nutrition**

Championship Schedule

Saturday, June 14	Camp Opens	
Thursday, June 19:	4 PM	General Membership Meeting and 2007 Point Awards
	6 PM	Potluck (We provide the meat! You bring a dish to share)
Friday, June 20:	10 AM	Registration begins
	3 PM	Vet in begins
	5 PM	Ride & Tie Clinic for Novices or the curious
	6 PM	Championship Race Meeting
Saturday, June 21:	8 AM	38th Annual World Ride & Tie Championship!
	6 PM	Banquet followed by Awards
Sunday, June 22:	Camp Closes	



2008 Taylorville Championship Course Map

Would you like to see a 3D map of the trails? Download Google Earth, if you haven't already. It's a very neat free program that you'll enjoy whether or not you view the trails. (<http://earth.google.com> and click on the green button to download for free). Then email Don at RideAndTieDon@aol.com and ask him for the Google Earth trail map. He'll email it to you as an attachment. All you will need to do, after downloading the attachment is open Google Earth and 'fly' to Taylorville, CA and you'll see the trails outlined in red! Very nifty! Very high tech! You can even use the arrows at the top right of the screen and slant the view to see the hills. While you're at it, fly to your own house! Or ours! Look real closely and you may see us naked in the hottub! Hubba Hubba!

CANDIDATES FOR THE BOARD OF DIRECTORS



CINDY BROWN

I have competed and completed two Championship Ride & Ties. I have crewed for 11 Championships for my husband (as well as any other teams that wanted or needed help along the way). I have also competed in a few other Ride and Ties besides the Championships.

I was an Escrow Officer for 6 years and now am a partner with my husband for our Real Estate/Loan Business. I manage many rentals and loans. I handle people, pressure and time lines well. I jump in and get things done usually before the deadlines. You know the saying, give it to a busy person if you want something done. That's me.

I try to always be a positive influence on anything I am a part of and have the tendency to be "over helpful" at times. Both of which would be great assets to the Ride and Tie Association if chosen to be on the board. Thank you for your consideration.

DON STRONG

Thank you for allowing me to serve on the Ride and Tie Board of Directors for the last two years. I have enjoyed it and I am

proud you have allowed me to volunteer my time for a sport I truly love. I admire all of you and recognize that the Ride and Tie Association is like a family and we all have ideas and suggestions on how we would like to see this sport continue.

I haven't been in this sport long enough to see events with 150+ teams and I have never won a race or received a BC or have even come in with a top ten long course finish at championships. But I love this sport and the people and horses in it and would love to represent the Association in the years ahead and support its future growth and development. Thank you again for the past opportunity. I look forward to serving you again in the future with re-election.



MELANIE WEIR

A relative newcomer, I have been actively competing in the sport of ride & tie since mid-2003, and in 2007 I secured my 5th World Championship buckle. In addition to ride and tie, I also participate in endurance riding. I think my experience in these two sports provides a good foundation of knowledge to serve on the Board of Directors. Since my early days of participating in ride & tie I have actively worked to promote the sport. I also possess a variety of organizational and management skills that may be valuable to this team.

I think that serving on the Ride and Tie Board of Directors will be a tremendous learning opportunity. But the most salient reason for my desire to do so is to be of service and give something back to the sport that has given me so much.

Participation in ride and tie has been a very rewarding experience for me. If elected to the board I hope to put my skills and experience to good use, and help meet the objectives of the Ride and Tie Association. It would be an honor to be a part of the stewardship of this great sport.



JUNIOR RIDE & TIE

After the Manzanita Ride & Tie this year, Junior's Editor, Melissa Queen interviewed Daniel Mansoor and Haley Wood who finished first in the 8 mile Short Course with their horse partner, Reba.

Photo by Mike Anibrand (619) 438-8568 Web-site: jmapphoto.foxonline.com



Daniel Mansoor following his Mom

Daniel Mansoor:

How old are you? 11

When did you complete your first Ride'nTie? How was that race?

Last year and it was pretty hectic! I got reared off twice!

How was your latest race- Manzanita?

Awesome! Much, much better than the last one!

Who do you partner with? How do you like them as a partner?

Haley. She is nice and a good partner.

What about the most important partner- the horse!

Reba is Haley's mom's horse. She is pretty fantastic!

Do you do any other sports-and do they help you with Ride'nTie?

Swimming - it improves my muscles for running.

What is your favorite thing to eat before and after a race?

Kentucky Fried Chicken - chicken tenders!!

What's the funniest thing you've ever seen at a Ride'nTie?

Well, I didn't see it - it happened to me! I zapped my nose on an electric fence when I bent down to pick up some grass for Reba. I couldn't smell for half the race (that was at my first Ride and Tie).

What do you see yourself doing in the future-more ride and ties, right?

Yes, more Ride and Ties - and WINNING!

Haley Wood:

How old are you? 11

When did you complete your first Ride'nTie? One year ago, it was tough race. We had an inexperienced pony who was a disaster. We walked most of it.

How was your latest race- Manzanita? Great. Daniel and I rode my family's Arab mare Reba. She is an experienced Ride and Tie horse who took really good care of us. I was surprised at how hard the running was, but the riding was great!!

Who do you partner with? How do you like them as a partner? Daniel Mansoor. He is in the 5th grade also at my school. He is a good partner and he tries really hard even though he doesn't ride as much as I do.

What about the most important partner- the horse! We have 3 horses; my horse, Cassie (an Oldenburg jumper mare), my mom's baby Arab, Audonis, who is almost 4, and Reba, our Arab mare who is almost 20 yrs old. We do hunter/jumpers with Cassie, limited distance endurance and Ride & Tie with Reba, and my mom does trail and has started jumping the baby horse.

What do you like to do with your horse (besides Ride & Tie)? Jumping, trail riding and horse camping.

Do you do any other sports that help you with Ride'nTie? Dance (ballet and hip-hop). Dance is actually quite a workout and has helped with my balance and strength for riding.

What is your favorite thing to eat before and after a race? KFC, hot chocolate, and cookies.

What's the funniest thing you've ever seen at a Ride'nTie? My pony at last year's race gave my mom a black eye!!

Have you ever gotten lost, or missed your horse? Not yet, I run and ride with my mom pacing with me.

What do you see yourself doing in the future? I would love to do more R&T but I also think that I would like to do endurance (I like the riding, but not really the running part of it). My mom says that when her baby horse is ready for endurance, we can do it together. That would be fun.



Haley Wood on Reba at Manzanita

Photo by Mike Anibrand (619) 438-8568 Web-site: jmapphoto.foxonline.com

RACE RESULTS

HEART OF THE HILLS Ride & Tie 25 Miles

4:05 Ross Carrie/Chris Godsey on Diamante de Zeta
8 Miles
0:58 Sherrie Reimer/Laura Lund on Roco-my-son
1:43 Britanni Cooper/Lynne Mack on Flash Gordon
1:43 Amanda Shaw/Heloise Lynn on Faith

CHESAPEAKE SPRING Ride & Tie 30 Miles

4:36 Kathy Broaddus/Lani Newcomb on Red MacIntosh
4:36 Jenny Jones/ Mark Trader on Diamondback Rattler
5:15 Laney Baris/Lauran Capalon on Ginger

NO FRILLS Ride & Tie 30 Miles

7:13 Janice Heltibridle/Dorota Raciborska on Frisky
7:13 Jenny Jones/Mark Trader on Diamondback Rattler

FOXCATCHER Ride & Tie 25 Miles

4:44 Patti Nash/Paula Wilhelm on Rico
4:52 Kathy Broaddus/Lani Newcomb on Red MacIntosh
4:52 Jenny Jones/Mark Trader on Diamondback Rattler

MANZANITA TAKE TWO Ride & Tie 25 Miles

2:51 Diane Cassy/Rufus Schneider on Kona (BC)
3:06 Carol Ruprecht/Tom Gey on Findefar
3:07 Gunilla Kent/Mike Whelan on Marc
3:38 Anne Langstaff/Kirsten Seyferth on Scattris
3:49 Jim Calkins/Jim Iacono on Zima
3:57 Jonathan Jordan/Frank Lieberman on Chrissy
DNF Katie Rzadkolwolska/Melanie Weir on Emerald

15 Mile

2:14 Ralph Becanson/Bethany Pappani on Shady
2:24 Patty Bowman/Dawn McCool on Ruby
2:27 Bill Campbell/Becky Landan on Mis Coco
2:44 Lisel Ferguson/Lisa Manzuk on Deyo
DNF Lindsey Hack/Kim Schneider on Pogo

8 Miles

1:25 Daniel Mansoor/Haley Wood on Reba
1:25 Jennifer Mansoor/Amanda Wood on Majafar
1:41 Sara Fontes/Naomi Grimm on Belle
1:41 Erika Derocher/Julie Bradley on Dakota



Thank you to Mike Ahlbrand who let me use his photos from Manzanita!

Mike Ahlbrand, Photographer
(619) 438-8568
jmaphoto.fototime.com

The Horse Hall of Fame Is Back!

by Mary Tiscornia and Leah Mirsch

The Association has reinstated the Horse Hall of Fame and a horse with exemplary accomplishment has been chosen and will be recognized at the Championship Award dinner in Taylorsville. A Hall of Fame Horse must have completed at least six Championships, 800 miles and three Championship Best Conditions to be considered. The Hall of Fame Committee who developed the most recent criteria (Steve Anderson, Leah Mirsch and Mary Tiscornia) was flexible when making a choice by allowing trades of 300 miles equaling one top ten and one B.C. equaling 100 miles

We are also giving another honor to horses who have made a contribution to the sport. We are considering the number of races, miles completed and the number of riders they have introduced to the sport. We are asking people who have a horse they think might qualify for this award to send a record of the history of their horse to Steve Anderson, who keeps the records for the Association. Email Steve at steve.anderson1@juno.com.

The Horse Hall of Fame was established in 1988. It was the brainchild of Aileen Johnson, Steve Shaw and Leah Mirsch.

Previous inductees are: Smoke (Jim Larimer, owner), Grey (Lud & Barbara McCrary, owners), Peanuts (Chuck & Pam Stalley, owners), Rushoreek Greg (Marge & Vern Bichl, owners), Jazeel (Lon Clearwaters, owner), Country Cousin (Paul Rink, owner), and Sur Nefix (Cathy deVito, owner).

FOUND: I found someone year 2000 award on the trail at the Mendocino 2005 Ride @ Tie World Championship race. I tried to track down the owner to no avail. Please read on if you lost a baseball cap in the last five miles of the 2005 Championships. The cap reads: 30th Anniversary Ride @ Tie 2000 and 2nd Century +10 Team. I tried checking the records to find out who this would be, and our records weren't complete enough to be certain. I contacted everyone I could think of who might have been the 2000 winners, but all denied ownership. If this is your cap, please contact Carol Ruprecht at (949) 263-1772 or cruprecht@rideandtie.o. The cap is in great condition and is stored in my trailer waiting for a claimant.

2008 RIDE & TIE SCHEDULE

For More Detailed Information see the 2008 Handbook or contact Race Directors

- MAY 11 HOG SCRAMBLE RIDE & TIE** Huntsville, TX 9, 20 and 35 miles. Ross Carrie (936)581-0492
carrie@ravenenvironmental.com
- MAY 17 MOUNT ADAMS RIDE & TIE** Trout Lake, WA 3, 12 and 25 Miles. Tom Irving PO Box 200, Trout
Lake, WA 98650. (509)395-2065 sirving@comcast.net **CANCELED**
- MAY 17 QUICKSILVER RIDE & TIE** San Jose, CA 30, 15 and 6 mile courses. Steve Anderson 639 Meadow
Avenue, Santa Clara, CA 95051 (408)306-1786 steve.anderson1@juno.com
- MAY 24-25 MICHAUX MADNESS RIDE & TIE** Mont Alto, PA 25 miles, Skip Kemmerer 12908 Brandenburg
Hollow Rd Myersville, MD 21773 (301)293-2949 skippykemmerer1@aol.com,
- JUNE 21 38TH ANNUAL RIDE & TIE CHAMPIONSHIP**, Taylorsville, CA 32 Miles and Short Course,
Dennis Miller (530)281-6631, Ride & Tie Association PO Box 2436, Sequim, WA 98382
championship@rideandtie.org
- JULY 6-12 FORT STANTON RIDE & TIE**, Capitan, NM 35 Miles Roger Taylor 500 Camino Del Bosque,
Albuquerque, NM 87114 (505)897-4985 roger_sue@prodigy.net
- JULY 19 BANDIT SPRINGS RIDE & TIE**, Ochoco National Forest OR, 30-100 Mile Elevator, Janelle Wilde
584 Romie Howard Road, Yoncalla, OR 97499 (541)849-2460, mfarm@centurytel.net
- AUGUST 9 SANTIAM CASCADE RIDE & TIE** Sisters, OR 30 Miles Anna Sampson (503) 829-6002 16501
South Butte Creek, Mollala, OR 97038 sampson@molalla.net
- AUGUST 16 SWANTON PACIFIC RIDE & TIE** Davenport, CA 75/100 Miles Ellen Rinde 206 Swanton View
Road, Davenport, CA 95017 (831)432-6089 (evenings)
- AUGUST 23 HEADWATERS OF THE ROGUE RIDE & TIE**, 3, 16 and 25 Miles, Annette Parsons 1831 Slagle
Creek Road, Grants Pass, OR 97527 (541)846-6656 aparsons@apbb.net
- SEPTEMBER 5-7 BIG SOUTH FORK RIDE & TIE** Onieda-Jamestown, TN Joanne Mitchell, 1570 Sunnyside Road,
Sweetwater, TN 37922 (423)337-6194 jfgmhorse@bellsouth.net
- SEPTEMBER 6 COOLEST RIDE & TIE**, Cool, CA, 4, 9, 13, or 22 Mile Courses, Frank Lieberman 1810 Windy Ct.
Cool, CA 95614 (530)886-0890 coolgalinda@sbcglobal.net
- SEPTEMBER 21 CALIFORNIOS TEJON FANDANGO RIDE & TIE**, Tejon Ranch, CA. Marge and Vern Biehl,
46000 Kings Canyon Rd. Lancaster, CA 93536 (661)724-1060, californios100@aol.com
- SEPTEMBER 20-22 CHESAPEAKE FALL RIDE & TIE**, Fair Hill, MD, 20, 30 and 50 mile courses, Cate Peloquin, 1328
Salonica Place, Bel Air, MD 21014 (410)420-7678, cpenguin57@aol.com
- OCTOBER 18 FOOTHILLS OF THE CASCADES RIDE & TIE** Molalla, OR 25 Miles, Mary Nunn 16501 South
Butte Creek, Mollala, OR 97038 (503)829-5321 flyingn@molalla.net
- OCTOBER 18-19 HIGH DESERT RIDE & TIE**, Silver Springs, NV, 30 mile course, Nancy Upham (775)224-6565
- OCTOBER 24-25 FORT VALLEY RIDE & TIE**, Fort Valley, VA 15, 30 and 50 Miles, Susan Trader (540)882-9721
susntrader@aol.com
- DECEMBER 20 RIDER RANCH RIDE & TIE** Roll, AZ 15 and 25 Mile courses Laline Jensen (619) 867-9243
Lalinejensen@msn.com

Not So Classified Ads

If you have something to sell or want to buy, email me at Annie12345@aol.com or phone (360)681-5218

**For Sale: Orthoflex endurance saddle traditional model in excellent condition. Includes pad and girth.
\$1500 Call Kathy (760)789- 9931**

Horses and The Long Hot Summer

by Jim Steere, DVM

Article, originally written for northern California endurance riders, is reprinted with the author's permission

Horses are probably the most weather adaptable mammals in the world. They evolved on the rock-ribbed back of America's high desert, wandered 10-20 miles a day in search of forage, water, sex, play, and shelter from the biting winds of winter and the scorching heat of summer sun. Their migrations took them from this range of their origin to the farthest reaches of the globe. They subsist from the perma frost of the Arctic tundra to the hot blown sands of the Sahara. Where the temperature comfort zone of humans has a narrow range of about 60-75°, that of the horse probably goes from 40-80°, and the temperature range of survival is obviously much wider. So our Sonoma-Marín climate of gentle seasons is a weather paradise.

But, we do ride on hot summer days, sometimes too hot; the ride too long, our horses under conditioned for Mt. Tam's 2000 foot climb, (remember too that our horse is carrying 20% of his body weight—the equivalent of us hiking all day with a 30-pound back pack). We start the day, early and cool, we and our horses, our spirits high. We charge up the first hills. Our horses top the first long pitch. We stop to let them blow, and get off to tighten the cinches. Horses recover quickly and we go on. Mid-morning we make our first stop for a bit of liquid conviviality. Our horses are sweating and blowing. They recover less quickly as the day's temperature begins to rise and the distance traveled grows longer. At lunch we head for shade and water for man and beast. Horses are tired, but with an hour's rest they appear ready, if not eager, to go on. Now, it is 3:00 PM—the day's hottest hour. Our horse no longer sweats: his hide now dry and salt-crusted. His breathing remains fast like it is stuck in panting mode. He is hang-dog tired, overheated. His eyes and hide are dry. His mouth has got no

spit. His muscles, especially above the elbow and back in the flanks, are trembling. He is flop-eared and tired-eyed. He is one worn out, exhausted horse and the verge of heat stroke.

WHAT SHOULD YOU DO?

Head for shade and water, if available. Rest your horse until he has recovered and shows a readiness to go on. The body is self-regulating and if you have not gone beyond that 'point of

your horse, you will know what is most important—you will know what is normal and what is abnormal and, knowing this difference, you will know enough to keep your horse from getting into serious trouble, whether it is colic or heat exhaustion.

It is easy to learn: Get a digital thermometer and a stethoscope for about \$25.00. Ask your vet or an experienced horse person for some basic instruction and you are on your way:

Temperature (rectal) 100°. Never ride on unless temp is under 103°. 106° is critical.

Heart rate: Resting is 36/min. Working on the trail will be about 72 to 120. When resting, wait until the heart rate is down to 60 or 72 before going on.

Respiration: At rest it is about 1/3 of the heart rate, or 12. When your horse is on trail the resp. will be about the same as the heart rate. When resting, be sure the resp. comes down below the heart rate before you ride on. If the heart rate comes down and resp. stays high this indicates that your horse is still blowing off 'hot air' and his core temp is still



Photo by Trish Gibbs

no return', your horse will recover if he has water. If you try to go on, you may well go beyond the point of no return and lose your horse from heat stroke and exhaustion. It is imperative for the health and safety of your horse that medical help, if needed, is brought to the horse and not the horse to medical help. Imprint this very, important rule in your memory bank—it may save his life some day.

PREVENTING HEAT EXHAUSTION

→ **Learn to take your horse's vital signs:** This is the single most important procedure you must learn if you are to be a good care taker of your horse. You may not be able to diagnose a single disease, but if you can take the vitals on

over 103°.

→ **HEAT EXHAUSTION:** Absolute rest. Do not attempt to move your horse unless to a shady, water environment close by. Douse your horse with cold water all over his body. Get the core temperature down to save your horse. Don't worry about muscle cramps, colic or founder. Cold water on a hot-hided, exhausted horse does not these afflictions cause and, even if it did, these are of no consequence to a dead horse.

HEAT/HUMIDITY INDEX: If the temperature plus the relative humidity is 160, or above, stop your ride and head for the nearest shaded watering

hole and wait for the weather of cooling twilight. (Example: temperature of 100° + relative humidity of 60% = 160). Who, you ask carries a Temperature/Relative humidity gauge on a ride? Have a 'designated weather man'. Seriously, when it gets too damn hot, don't ride.

→ **WATER:** Loss of body water, or dehydration, is a serious problem on any hot, long trail ride. NEVER LEAVE A WATER HOLE until your horse has had all he wants to drink. If he is very thirsty give him about six swallows, pull him away from the water and walk him for a minute. Return for six more swallows. Continue this procedure until your horse has had his fill. Then you can let him play in the water up to his eye balls. For if you let your horse tank up too quickly, especially on cold spring or stream water, he will COLIC. At the same time, you can help bring down your horse's internal body temperature by using water all over the outside of your horse while he is tanking up on the inside. Carry a plastic bag and a sponge. Fill the bag with water from the trough or stream. Use this water to sponge your horse. Dipping your dirty sponge in the drinking water trough is a NO NO!

If you are finished with your ride be sure to keep your horse moving until he is cooled out and relaxed and his heart rate is 60, or lower, and respiration lower than the heart rate (20 - 30).



Photo by Skip Davis

→ **SHADE ON SUMMER DAYS:** Generally, your horse will seek shade when the ambient temperature gets up to about 80°. Provide outside shade—tree or shelter. Remember, that some of our metal barns are sauna hot, as are the 'over coats' we leave on our horses in the thought of protecting their delicate skin from the ravages of insects. Nature has the ideal protection from hot weather and insects—two horses standing head to tail, tree-shaded, lazily swishing their tails to keep

flies off their own butts and off the heads of their buddy.

→ **NUTRITION:** Nothing special. Just keep the calories in balance with those going out. More riding in hot weather requires many more calories for energy and to run your horse's 'air conditioner'. Make sure the water is clean and tasty—horses are fastidious—they will not drink water they have pooped in. Clean your automatic waters

at least once weekly. Provide a block of trace mineralized salt in his feeding place and in the trailer when you feed him on trips.

Have a happy summer with your horse and keep him healthy. And finally, C. your horse and yourself, Demand much, Take what you get, and always be Firm, Gentle and Rewarding.

Jim Steere was a finisher of the very first ride & tie in 1971 at St. Helena. Since that time, 37 years, he has been the head veterinarian for the Ride and Tie Association. He has been a finisher in 8 Championship races and has done almost 500 miles of ride & tie.



Photo by Skip Davis

DID YOU KNOW THE SITES FOR 2009 AND 2010 CHAMPIONSHIPS HAVE ALREADY BEEN CHOSEN? SEE PRESIDENT'S MESSAGE FOR THE DETAILS!

RIDE & TIE, MANZANITA

by Rick Noer

On April 19, 2008 at approximately 8:30 the start of the Manzanita Ride and Tie Race began under clear skies. However, one should mention it was about 50-55 degrees with a wind that blew from the north at 30 or 40 mph per hour. According to some of the competitors, they said when they were running the course, the wind seemed to stand them straight up and had to work harder. The race was a good test for all abilities, as an 8 mile course and 15 mile

through without a stumble. The teams did not have worry about the care of their four legged teammates which we all know is a relief. Of course, there were horses whose heart rates did not come down quickly and others that seem to come down as soon as they got to the vet check like they knew part of the game was to relax.

The team of Rufus Schneider and Diane Casey (Koonas) were victors in the 26 mile event in a time of 2:54 over the windy course. The teams finished in the following order:

Rufus Schneider and Diane Casey (Koonas), Tom Gey and Carol Ruprecht (Findfar), Gunilla Kent and Irish Mike Whelan (Marc), Kirsten Seyferth and Anne Langstaff (Scatris), Jim Calkins and Jim Iacono (Zinna, the Princess Warrior), Frank Lieberman and Jonathan Jordan (Christa)



Photo by Rick Noer

course were available in addition to the 26 mile course. It seems that the 8 mile course generated some interest and these teams seem to really have fun. Remember 8 milers, the fun gets better as you go longer, like 26 miles!

Since the Ride and Tie Race was the only race at the Manzanita Horse Camp, it was clear of endurance competitors who are normally part of the scene and so was not quite as chaotic as usual. The start of the race was a good start to a tough day. Rufus Schneider, Race Director, noted at the Ride meeting that teams needed to be careful of rattlesnakes as she encountered several the day before while setting up course. The veterinarian, Dr. Carlise Rand, mentioned it was her first Ride & Tie event so she was curious how the day would go and what would occur.

Before the start the most important people at the event all went to the Vet Check that would be the crews along with the vet and various race officials. The crews smoothly handled their chores with aplomb.....there was experience at the vet check which came in handy so the teams could just pass

In the 15 mile event Bethany Pappani and Ralph Bezanson (Shady) held off the team of Patti Bowman and Dawn McCool (Ruby). Bill Campbell and Becky London (Mis Coco) and Lisa




Photo by Rick Noer



Photo by Rick Noer

Manzuk and Lisel Ferguson (Deyo) finished third and fourth respectively.

There were really close finishes in the eight mile race as Daniel Mansoor and Haley Wood (Reba) edged Amanda Wood and Jennifer Mansoor (Majafar) 1:25:34 to 1:25:35 for first and second place. Also for third and fourth place in the same race Sarah Fontes and Namoi McCool-Grim bested the team of Erica Derocher (Bell) 1:41:30 to 1:41:31 in an exciting finish.

Koonas, part of the Rufus Schneider and Diane Casey team, was Best Conditioned with an honorable mention to Shady and to Majafar in the shorter courses.

Rufus Schneider, Race Director, noted a number of teams that entered their first Ride and Tie event including: Bill Campbell, Lisa Manzuk and Lisel Ferguson. Special thanks to Terry Howe and all the volunteers without whom this race or any other could not be held.

Even though it was chilly and windy, this was a fair test for all the teams, no matter what distance they choose to compete in.

Rick Noer started ride & tie in 2003. He has almost 500 miles of ride & tie and should get his 5 year pin at this years Championship if he can find someone good hearted like Melanie to pull him through

MANZANITA TAKE TWO: My First Ride & Tie

by Ralph Bezanson



Photo by Mike Ahlbrand (619) 438-8568 Web-site: jmaahfhoobobobim.com

Manzanita Take 2 on April 19 was my first Ride and Tie competition. I raced with two fine partners, Bethany Pappani and Shady. Bethany is an experienced endurance and Ride and Tie competitor. She had introduced me to the sport of endurance riding and I rode her incredible horse Trotting Rocks in my first 25 mile limited distance endurance race, also at Manzanita in October '07. Bethany and I had been scheduled to ride in Manzanita Take 1 in early December, but a torrential downpour caused the cancellation of the race. So we were doubly fired up for the rescheduled race in April. Bethany's horse is recovering from a tendon injury and my horse Nitro has decided that he would rather be rearing (we're working on that one), so we were looking for a horse partner for the competition. Fortunately, Jeff Bloom stepped in and lent us his very nice horse, Shady. Shady is an Arabian gelding, I had ridden with him down the trail, but I had never ridden him myself until race day. I have seen Shady ride, unfazed, by a large tractor grading a construction site and I knew he was a little horse who loved to move on down the trail, so I had a good feeling about riding him in the competition. Bethany had trained Shady and knew him well; she said he was going to be a great horse for Ride and Tie.

As we lined up for the start of the 15 mile "short" course (short is definitely in the eye of the beholder) I was nervous and excited. Two members of the team had never done a Ride and Tie and my running training was highly suspect. As we took off at the start I was quickly passed by a herd of horses and people. As I blundered up the first hill I was passed by a ruddy cheeked young woman who crushed me like a bug. I knew instinctively she was a member of the Granite Hills cross country team and I began to wonder whether training for the race would have been a good idea.

Obviously, anyone can understand the primary appeal of Ride and Tie competition. Running down backcountry trails as fast as you can, trying to keep up with a fit Arabian horse, until you feel like you're going to puke, is something we can all relate to. But I was especially pleased by another aspect of Ride and Tie competition: our horse Shady. From the second tie, Shady had stopped looking at Bethany running away and started looking for me running up to him. In addition, Shady began standing like a relay racer waiting for the baton pass. Shady tied perfectly, he was relaxed and calm throughout the race. I only had one problem. Shady thought this was a race and that I should just run up to him, jump on, and head on down the trail. The reality of the situation was a little disappointing to him. Shady is a little horse, 14'2 hands or so, but I was so rubber legged after my trail running that I could barely lift my knee enough to put a foot in the stirrup. Shady got more and more into the race as we continued down the trail and more and more impatient as I struggled to mount up. Nonetheless, I kept my primary goal in mind, keep a leg on both sides and finish the race.

After the vet check, our strategy of slow (really slow) and steady was beginning to thin the herd of horses and runners. Shady was moving better and better as he settled into the competitive routine. His trot stride lengthened and his canter was soft and relaxed. As we approached the finish line, Shady was the only member of the team that was disappointed that the ride was over. Bethany and I were all in, knackered, whupped, beat. Shady was laughing and he looked like he just got out of the trailer.


We finished in 2:14, a few minutes behind the team from Granite Hills Cross Country. Unfortunately, their horse had fallen during the ride and did not pass the vet check at the finish. Our team was declared the winner of the 15 mile division and our horse Shady was awarded the unofficial "Best Condition" award for the 15 mile class. I went over and puked by the trailer, fortunately the runners don't have to vet out.

Savoring our triumph in the 15 mile class I calculated we had run 8.9 minute miles. Team Rufus and Dianne, who won the 25 mile competition finished in 2:51, which is 6.8 minute miles. I was relieved to learn we only had to trim 2.1 minutes per MILE off of our time to be competitive in this sport. Look out in Taylorsville.



Annette on her new horse, Rose

Ride!



**Great articles • Huge distribution
Stallion Showcase • Horses for sale**

1.800.267.8373

www.ridepublishing.com

Kiger Red Dun

(to the tune of Strawberry Roan)
by Annette Parsons

I was mopin' around all depressed deep inside,
Feelin' sorry and sad cuz I just could not ride.
My joints were all hurfin', my strength it was gone.
My days of fast horses were over and done.

Those fast Arab horses are hotter than heck.
That mule that had dumped me had near broke my neck.
I wanted a mount who was steady and true.
Those hot ones I once rode would no longer do.

Then Jim surfed the web and he said "I suppose,
That we ought to try this High Desert Rose."
Oh Dream Horse they had her, this little red dun,
From the Kiger herd ranges near Steens, Oregon.

She was born on the range where she learned to survive.
Her strong legs and feet are what kept her alive.
As a yearling they caught her and branded her too.
Those BLM wranglers had their job to do.

Chorus:

Oh, that Kiger red dun, Oh that Kiger red dun,
She's soft in the mouth and she neck reins so fine.
She stops when you ask, and she turns on a dime.
Oh, that Kiger red dun!

She spent the next year with a trainer who knew,
What this wild horse filly could soon learn to do.
Then his friend thought that she would be good for his kid,
So he took her on home, but the kid never did.

Then a gal name of Chelsea got Rose in her pen.
She trained her and rode her and taught her to spin.
They made it to State two years in a row.
Li'l Rosie was fast on the barrels, we know.

When I first did see her she was shaggy and fat.
Her legs looked so short, I thought "I can't ride that!"
But her eyes were so kind and her muzzle was soft,
As she calmly surveyed me my heart, it was lost.

Her front feet toed out but her back legs were square,
On her back was a stripe of much darker red hair.
Her ears they were small and were red at the tip.
No white on this dun, she had nary a strip.

Chorus

So then I climbed up on her and started to post,
But that short little trot, it was smoother than most.
Her fast trot was rough but she'll figure it out,
When we get her on trails in a ride and tie bout.

Now Jim's all excited, we've got us a horse.
She's tough and can handle any ride and lie course
She'll show all those others that a mustang can run,
And be calm and collected so we can have fun.

So this year you'll see us there out on the trails.
Our Desert Rose filly without shoes or nails.
She'll carry us through and she'll give 'em a run
For this High Desert Rose is a Kiger red dun.

Chorus.

Ride & TIE

by Don Betts

My first horse, Stormy was tied to a rotten fence post. She removed it from the ground and towed it two miles back to the stable, kicking it all the way. My horse, Gavilan's first ride & tie was at Santa Cruz. Just before the Big Creek Lumber Mill I caught Jane Marugulis's horse, Homer, running free and pulling a sign post behind him. Moments later Gavilan came running full speed straight for me dragging his tie rope. He was stopping for no one. He made it in to the mill site and reportedly tripped and rolled down the hill as he was trying to escape all the big dead logs. He never liked big dead logs. That allowed someone to catch and tie him. Then there is the story of Dawn Hartssock's "DD" whom you can read about in 'Number 19's Wild Run' in the July 2007 Newsletter.

The sport is ride & tie. The tie part is really crucial. Melanie Weir's horse, Emerald, got loose at the Manzanita Take II Ride & Tie last month. I have no idea how it happened, but the most likely would be that it had something to do with the "Tie."

It seems like it would be a good time to take a moment and think about tie safety. There were photos of people tying their horse to fence posts at the Manzanita race. If you do tie to fence posts, take the time to make sure it's a real post and that they aren't going to get hurt on what ever is attached to it. Fences and fence posts are dangerous. Sign posts are particularly bad as they are rarely attached to anything else and rely solely on the depth of the pole to keep them in place. Whatever you tie to, make certain it will withstand a tug from a possibly startled horse. Our horse, Silk, got loose at Grizzly Ride & Tie a couple of years ago. She was tied by a novice ride & tier to an insubstantial bush. She pulled it up and it chased her right through three strands of barbed wire. She came home with 39 stitches.



Emerald on the Run

Make sure when you tie your horse that it is secure. My partner, George Hall, often makes several wraps around the tree or branch before tying. We don't use a carabineer because the weight at the end of the rope can cause a lot of damage if it falls between the horse's legs. If you do use them, check them before each race. They can get gummed up and not close all the time. Once I used a quick release shackle. It did just that. It released without anyone around. I have old tie ropes that I have used even though they are almost worn through in spots. It's time for me to replace those.

Horses will get loose, sometimes even while we are riding. After losing one of our horses for four days on trails not far from our house, we now have dog tags with information on how to contact us on all of our horse's bridles.

Here are the basics: Do not tie on the downhill side of the trail. Do not tie to dead vegetation or trees. Do not tie too closely to another horse. Do not tie on a narrow spot in the trail where others can't pass. Do not tie to places the horse can't be seen, or at a place where the horse can move and not be seen. **WHEN IN DOUBT, RIDE FURTHER!**

Don Betts has been ride & tying since 1980. He has 1792 career miles and has completed 20 championships.

EMERALD UPDATE

Melanie reports that Emerald was banged up from her escape with her rope banging around between her legs. She thanks Carol and Tom for all their help, Katie Rzadkowska for coming to the vets and paying the first bill, and to Tom and Carol as well as Kat Swigart for providing transportation to and from the hospital. She also thanks everyone who has expressed their concern. "And," says Melanie, "Thanks to Amanda Wood for transporting Tom, Carol, Taboo (dog), Jack (rooster), Majafar and Findefar to connect again with me and Emmy as well as their horse trailer on race day so that we could all go home!"

After three days of careful home care Emerald developed problems, first with her neck and later with swelling and lameness in one of the injured legs. This has resulted in two long stays at the veterinary hospital. As of press time, Melanie says, "There is no reason to suspect that she won't recover fully, but it is really too soon to know."

WE ARE PARTICIPATING IN THE COUNTRY CARE PROGRAM



Shop at the Country Supply website:

www.countrysupply.com

and they will donate a percentage of your purchases! Simply enter our Care Code when you complete your order.



Our Care Code: **rideandtie**

MYSTERY PHOTO FROM MARCH



Kathy Appleby tells me: I think that the Mystery Photo is at Arroyo Grande. The gal in pink in front is my partner, D Polhill. The fellow on the gray in the foreground is "Somebody Barnes. He's teamed up with his daughter. Number 108 is Tom Gey. To the left of Tom is Dave Wagner. The man on the horse with the red saddle bags is Jim Oury from Montana.

Carol Ruprecht says: Tom agrees with his partner Elaine Ruprecht that the photo is probably from Santa Cruz 1992 Championship. The tights he's wearing in the photo, turquoise with pink highlights, were handed down to him from his mother-in-law, Joan Ruprecht.



Close up of Tom in Joan's Tights

These are not the flashiest tights he inherited from Joan. The next pair she handed down to him were even more outrageous - hot pink with black polka dots. When wearing the hot pink tights at a southern California race, race director Terry Wooley Howe made a comment on them to Tom, probably something to the effect of "Wow, where did you buy those!?" to which he replied that he didn't, his mother-in-law gave them to him. Terry paused only a short moment and then said, "she must not like you very much". He still has them, and still wears them from time to time

Don Betts checked the Championship records to see who was at each race. There was a Barnes at both Santa Cruz and Arroyo Grande. At one was Harry and at the other John. Both had in attendance a Barbara Barnes, who might be the daughter that Kathy mentioned. Jim Oury was only at Arroyo Grande. The Wagners were at both. Kathy Appleby and Dana Polhill were at both. But Tom Gey was only at Santa Cruz, so we'll go with Tom and his flashy tights and declare this the 1992 Santa Cruz Championship race photo.

Focusing on hunter/jumper, dressage, all western disciplines, as well as timely news and information, Ride! & Western Times presents readers with a monthly snapshot of their regional equestrian world.

Ride! & Western TIMES

1.800.267.8373
WWW.RIDEPUBLISHING.COM

Founding Members

Leon Clearwaters, Clark & Bradley Davis, Warren Heilman, Wayne, Robin & Allison Hinrichs, Mike & Cynthia Jepsen, Bud & Fran Johns, Aileen Johnson, Luc & Barbara McCrary, Leah Mirsch, John Osterweis, Kirsten Peterson, Steve Shaw, Jim & D'Ann Steere, Eric Thompson, Ians Thompson, Mary Tiscornia, Ralph & Peggy Wadsworth, Brian Zuniga, and Levi Strauss

Lifetime Members

Chris, Linda & Steve Anderson, Nancy Beacon, Lee Betak, Don & Andrea Betts, Marge & Vern Biehl, Kathy Broadbus, Pat & Nita Browning, Liz Carey, Ruthann Conklin, Doyle Eggers, Jack Carnett, Thomas & Carol Ruprecht Gey, Guy Goddard, Barrie Grant, Byron Grant, Debbie Hansen-Bernard, Dawn Hartsock, Janice Hellibridge, Tom Highland, Carl Hill, Lew & Hanne Hollander, Jim, Sara & Elaine Ruprecht Howard, Tom Johnson, Jonathan Jordan, Jan Kahleman, Gunilla Kent, Peter & Martha Klopfer, Skip Lightfoot, Mo, Nori & Whitney Livermore, Gabrielle Mann, Kent McLaren, Iani Newcomb, Jaret Owens, Anita Parra, Annette Parsons, Calvin Paulette, Brian Purcell, Barbara Ravizza, Chet Relyea, Mark Richtman, Curt Ruffe, Emmett Ross, Tom Rotkis, Dale Roush, Ted, Joan & Louis Ruprecht, Kirsten Seyferth, Iani Shea, Marcia Smith, John & Helen Stacy, Godfrey & Suzanne Sullivan, Judith Teichman, Kathy Thompson, Jeff Townsend, Alina Vale, Sydney, Don & Bryce Vale, Jean Whitman, Laurie Wilson, and Leslie Yates.



Supracor®

Technology You Can Get Comfortable With®

RIDE & TIE MENTORS

ARIZONA and NEW MEXICO:

Beth Brinkley, (520)384-2948
cactuslanaz@hotmail.com

CALIFORNIA:

AUBURN: Cheryl Domnich,
cdetpe@aol.com (530)273-5668

FRESNO: Don Strong,
dons@doanshome.com (555)862-4937

MAUIBU: Kirsten Seyferth, scatts@hotmail.com
MONTEREY/SANTA CRUZ: Dawn Hartsock,
grower959@aol.com

ONTARIO: Dawn McCool,
farroque@yahoo.com (909)596-8098
ORANGE COUNTY: Ruprecht & Gey,
cruprecht@rideandtie.org (949)963-1772

Central: Melanie Weir,
melaniew@socal.com, (714)381-3695
South: Amanda Wood,
awood4@cox.net (949)363-1050

REDDING: Karen Deaver,
kdeaver@sunsd.net (530)975-8570

SAN DIEGO: Rufus Schneider, (619)445-8060

SAN JOSE: Steve Anderson,
steve.anderson1@juno.com 408-249-2780

IDAHO: Sid Sullivan, sids@cableone.net

LOUISIANA: Karen Wolfshoimer,
wolfshoimer@cox.net (252)767-0615

OREGON: Annette Parsons & Jim Clover,
aparsons@aolb.net

TENNESSEE: Joanne Mitchell, (865)693-4308
jgmhorse@bellsouth.net

UTAH: Dave & Debbie Wagner,
ddwags@redrock.net, (435)658-3065

VIRGINIA: Iani Newcomb, give2bute@aol.com
WASHINGTON:

Western Washington:
Lisa Preston, lp Preston@hotmail.com

Eastern Washington:
Jane Dodd, jodotback@ym.com
Rachel Toor, racheltoor@earthlink.net

If you would like to be a mentor for your area,
contact Don Betts at RideAndTieDon@aol.com

RIDE & TIE ASSOCIATION CONTACTS

Endowment Chair: John Osterweis johno@osterweis.com

Media Relations: Carol Ruprecht cruprecht@rideandtie.org

Statistics: Steve Anderson steve.anderson1@juno.com

Newsletter Editor: Annie Betts Annie12345@aol.com

146 Janssen Farm Rd, Sequim, WA 98382 (360)681-5218

Juniors Editor: Melissa Queen PaintedClassic@gmail.com

7680 NW Ridgewood, Corvallis, OR 97330 (541)758-8054

Ride & Tie Office: Lisa Preston Contact@rideandtie.org

Ride and Tie Association PO Box 2436 Sequim, WA 98382

BOARD OF DIRECTORS

Don Betts, President RideAndTieDon@aol.com

Rufus Schneider, Vice President (619)445-1060

Ted Ruprecht, Treasurer jlruprecht@suddenlink.net

Dawn Hartsock, Secretary Crover1959@aol.com

Steve Anderson Steve.anderson1@juno.com

Pat and Nita Browning frenchcorral@yahoo.com

Iani Newcomb Give2Bute@aol.com

Don Strong dons@doanshome.com

MEMBERS EMERITUS

Steve Shaw sshaw@pacbell.net

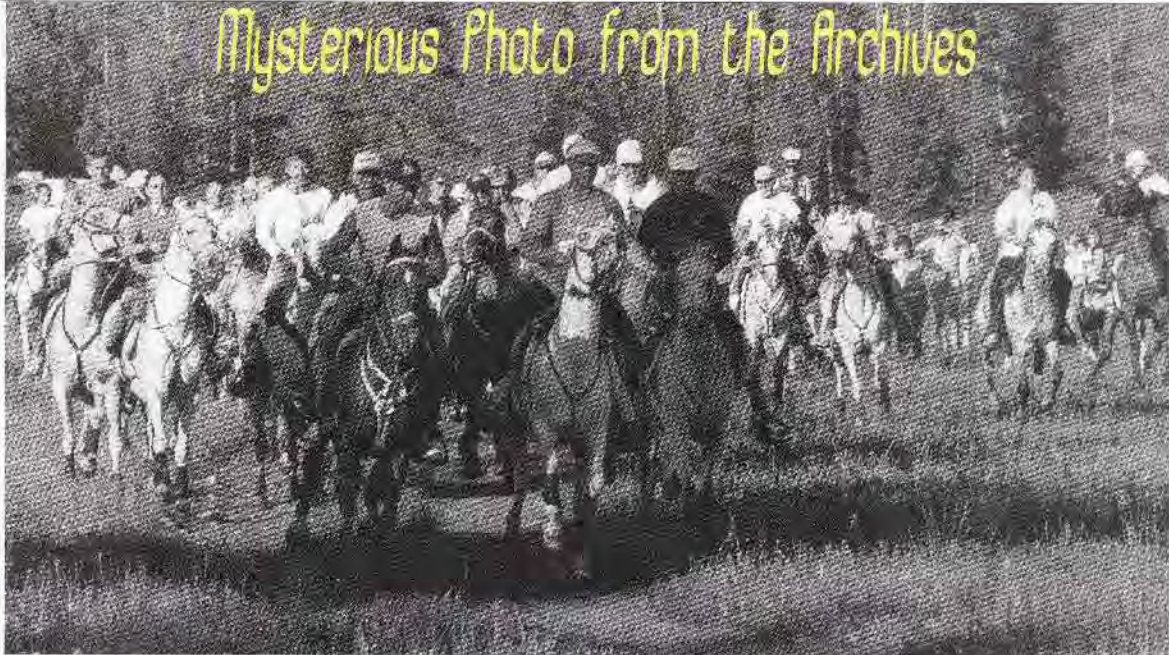
Jim Steere, DVM steeres@comcast.net

Mary Tiscornia MT1580@aol.com

THE RIDE & TIE ASSOCIATION

PO Box 2436
Sequim, WA, 98382
www.rideandtie.org

Your 2008 Board of Directors' Ballot Inside!



Who? Where? When? Email me with your guesses! Annie12345@aol.com

The Ride and Tie Association Membership Form

Send completed form and payment to:
The Ride and Tie Association-PO Box 2436, Sequim, WA 98382

Name(s) _____

Address _____

Phone _____ E-mail _____

(Check One)

Lifetime Member (\$500) No more annual membership fees. Eligible for special savings as offered.

Supporter (\$100 or more) Same benefits as Competitor Member. Also available for special savings as offered.

Competitor Member (\$25) Any competitor must be a current member to compete in sanctioned Ride & Tie events.

Friend of Ride & Tie (\$20) Not an actual competitor but would like to show their support for Ride & Tie.

Competitor Family (\$40) Immediate family residing at one address. List all names to be included.

Membership year is from January 1-December 31. All categories of membership will receive Ride & Tie Newsletter, information and applications for the Ride & Tie Championship, advocacy for growth and competition in all aspects of the sport, inclusion and eligibility for the national point system and assurance of the continuance of the sport of Ride & Tie. The Ride and Tie Association is a 501 (C)(3) non profit organization.