

RIDE & TIE



NEWSLETTER

September 2007



Madison Trocha, nine years old, is the youngest Ride & Tie Competitor to ever complete a Championship. Madison and her father, Bob, and their horse, Barbie finished the course in eight hours and fifteen minutes. Congratulations Madison!

PRESIDENT'S MESSAGE

I really like ride & tie. I guess that's obvious since I have been doing it now since 1980. Originally it was the sport, the running, riding, and competition that drew me to the races. I still come back because of the sport, but equally important to me are the participants.

Ride & Tie has actually become a better and kinder sport without losing its competitive edge. I can't imagine a top competitor at Bear Valley in 1980 stopping to catch a loose horse. In 1981 at Dog Valley no one would have taken the time to move a log and clear the path for their competitors. There were no mentors in the 80's or at least I couldn't find any back when I started. No one other than John Root and the veterinarians were willing to give any helpful suggestions.

I like the new ride & tie. At every race there are stories about people coming to the aid of other teams. I know the slower teams. I am almost always on one of them. I expect this kind assistance from them. However, I am particularly impressed when someone on a team with a chance of winning the Championship race is willing to take the time to help. I want to personally thank Mark Richtman for being a great sport, catching that horse and moving that log at the Championship this year. If we were still giving the Mike Callan award, (and maybe we should) Mark would be my candidate. Thanks to all ride & tie competitors. You continue to make this a class sport.

Set your GPS on 40°4'25"N, 120°50'17"W. I'm excited to say that next year, 2008, the World Ride & Tie Championship race will be returning for a third time to Taylorsville, California. A town of 154 people located 21 miles northeast of Quincy. It's a fine town with many original houses and buildings. At this writing it is unclear whether we will be camping in the new City Park or at the rodeo grounds. At any rate, we will be able to use the coin operated showers at the city park!


We have had two previous Championships at Taylorsville. The 1991 race was won by Tom Johnson, Brad Hawthorn and Harry. 1994 was won by Mark Richtman, Debbie Wagner, and Eli. When the old time ride & tie members talk about their favorite Championships, if they have been to Taylorsville, it's at the top of their lists.

The course will be similar to last two Championship races at Taylorsville. There are 35 miles of trail. The race finishes returning to Taylorsville from the top of 6207 foot Mount Jura. The elevation of Taylorsville is 3547 feet.

The trails are currently rideable, but come spring we will need some help clearing some brush. Please let me know if you can help.

Camp will open on Saturday June 14th, with the Championship race and short course on Saturday June 21st. Camp will close on Sunday the 22nd. I'll see you there! Make your vacation plans now. This is a Championship you won't want to miss.

Don Beth



Indian Valley from Mount Jura

Photo by Richard McCutcheon

Best Conditioned Horse Lakota Mare

by Jeff Townsend



Lakota Mare, with Jennifer Tiscornia and Heidi Clare Lambert placed sixth at this year's championship. She has now competed at three Championships, finishing in the top ten in all three. She has received two Best Condition Awards at local races. She has 215 AERC miles as well as 337 Ride & Tie miles

Lakota is a 14 year old Arabian mare that stands 14.3 hands, but she doesn't know she's a little horse. Lakota is part of a partnership between Warren Hellman and myself, Jeff Townsend.

Warren and I were looking for a backup horse for the 04 Championships held at Fort Bragg. So using some home spun common sense, we gave a call to fellow Ride & Tie friend, Carol Ruprecht, in hopes she could help us locate a good Ride & Tie horse. As you know, not just any horse qualifies as a Ride & Tie prospect. The Ride & Tie horse has to stand relatively still while you try to mount during the first 5-10 miles of a race as other horse/rider teams storm by. They need to run fast, climb and descend hills at a good pace, stand quietly and rest at their often precarious ties and recover quickly. Well, Carol came through in a big way by putting us in contact with Kat Swigert, who had been training Lakota in the desert country of southern California. Warren and I made a deal sight unseen and Lakota was shipped north to live at Hicks Creek Ranch. Four weeks later we rode and ran to a six spot at the Championships.

Since then Lakota has been the most reliable steady partner anyone could ask for. In the three and a half years that we've had her, she has never had an injury. Steady consistent training has been her strong point from the beginning. We ride the up hills fast, walk the downs and throw in a longer harder ride every 4-6 weeks. We ride 2-3 times a week. One easy, one fast and short and one a bit longer with a mix of hard/easy. We also give time for rest and recovery. If you ride hard all the time there is no chance for body to recover from the hard work. Let a horse be a horse and they will tell you what they need. Our training is a constant series of ramping up and recovery, similar to Ride & Tie conditions.

Ride & Tie is truly one of the most unique sports in the world. Three team mates, one goal; each does his or her best and relies on their partners to do the same. The really interesting part of the dynamic is that one of the team mates can't speak an audible word. The other two team mates have to really listen and pay attention to what the third is feeling. On top of that the silent team mate does the lion's share of the work, carrying the other two and bridging the gap. Someone can tell you about Ride & Tie and describe the experience to you, but it will only really be understood after you've done it yourself.

This year Jennifer Tiscornia, Heidi Clare and Lakota experienced that perfect Ride & Tie day. They held back on the first loop and had plenty left for the finish. I am proud of the three of them and how they managed the course. There were many best conditioned horses at the Championships this year, fit and ready to race. On race day the girls did the best job of competing hard but not losing sight of their most important goal, to finish strong. CONGRATULATIONS!


Lakota and I would like to thank some of our Team Mates:

- *Warren for thinking that she's the prettiest horse in the barn.
- *Gabriel and Paul for all their help, advice and treating her like a queen.
- *Jeremy and Heather Reynolds for awesome shoes, great training and friendship.
- *Vose Townsend and Breeze for being such great training partners and stable mates.
- *Barry Waitte for providing such a great training facility and friendship.
- *Most certainly Jennifer and Heidi for being such a well balanced team.


Ride and Tie is about teamwork. Ride on.

EDITORS APOLOGY PAGE

Boy, Am I ever embarrassed! Somehow, mysteriously, I managed to delete four teams from our Championship Race Results in the July issue of the Ride & Tie Newsletter. Can you imagine how those folks felt, after doing all that work of finishing the race, to get home, brag a little about their accomplishments and then turn to the race results only to find that they weren't recorded there? I am so embarrassed! I take this Newsletter job quite seriously and to find that I made such a glaring mistake is downright painful. I have apologized to each of those teams I left out, and explained that their results are indeed on the official race results, just not in the newsletter. Here is how they placed:



Lani Newcomb on Voltaire and Kathy Broaddus




Holly Carr on Bey Liason and teammate Jorie Brundy



Melissa Ribley and Cathy Scott on LD Monique

- 28th place: Kathy Broaddus and Lani Newcomb on Voltaire in 5:29
- 29th place: Jorie Brundy and Holly Carr on Bey Liason in 5:34
- 30th place: Melissa Ribley and Cathy Scott on LD Monique in 5:36
- 31st place: Lisa Queen and Melissa Queen on Arafaire in 5:53

My apologies also go out to the teams of Pamela Seach and Carol Stewart on Olympian in 7:14 and Bob and Madison Trocha in 8:15. These two teams finished 32nd and 33rd, not as incorrectly reported 28th and 29th.



Melissa Queen and Lisa Queen on Arafaire

Dentistry for Athletic Horses by Mary DeLorey, DVM

Comprehensive dental care for horses (beyond just a simple rasping) has been getting a lot of attention in the press and among horse owners for the last few years. The reason is that the last several years, veterinary medicine has undertaken much needed research and procedural development to better understand and care for equine dentition.

Today, more is understood about the equine masticatory (chewing) apparatus than ever before. Thanks to researchers both in academia and in private veterinary practice, we have a very thorough concept of the elements of the horse's head from a gross and microscopic anatomical, a biomechanical and a physiological point of view. There is still much to be discovered, make no mistake, but the advances in the last 7-10

years have been staggering. This new knowledge has catapulted the practice of equine dentistry forward at an incredible rate.

There are now veterinarians that devote their entire practice to equine dental care. Additionally, there are many more general equine practitioners who recognize the importance of thorough dental care and have taken the time for continuing education so that they can provide upgraded services or are very willing to refer to a more experienced colleague when necessary.

A quick pass with the rasp is no longer considered adequate for any horse's dental care. Today the standard of care requires sedation, examination of the entire oral cavity with a full mouth speculum, light source and mirror, correction of malocclusions (teeth that meet abnormally or have worn abnormally), diagnostic imaging, treatment of periodontal disease and more. More advanced care includes orthodontic treatments, tooth extraction, restorations, etc. The key to proper dental care in the horse is centered on preventative maintenance just like in humans. An




Photo Provided by Mary DeLorey, DVM

Dr. DeLorey at work

ounce of prevention is worth a pound of cure. This principle is the main benefit to be gained from an experienced equine dental practitioner. Early detection and correction of abnormalities that a truly talented practitioner can provide is the key to lifelong dental health. Longevity of the horse's teeth translates into better quality of life for our horses that are living longer more productive lives.

For the athletic horse, a healthy, comfortable mouth helps enable him to perform at his best. Contrary to what some folks believe, there is very little specific dental care for the performance horse. All horses deserve proper dental care. Some athletic horses may require more frequent attention to stay comfortable, but in general the care I provide for an international grand prix dressage horse is the same that a beloved weekend trail horse receives. Proper dental care results in a properly functioning mouth that allows any horse to comfortably grind his food, carry a bit and use his head as necessary for his athletic job. The goals of proper dental care are: 1. comfort, 2. healthy oral and dental tissues, 3. proper wear of the teeth, and 4. longevity of the teeth. These 4

goals are interdependent with each other. You usually cannot have one without the other three.

A word on "bit seats:" the "bit seat" is a term in common usage that is rather misleading. It implies actively creating a place for the bit to rest. The horse already has a place for the bit to rest and it isn't anywhere near any teeth. The bit "sits" in the toothless bars of the mouth just in front of the first large cheek teeth and behind the canines in males. Unless the rider is exerting **extreme** backward pressure on the reins, the bit should never be in contact with any teeth. (There are horses who intentionally chew on the bit, but this behavior is usually habitual and can be difficult to stop without rather extreme tack.) The reason for a "bit seat" is to protect the soft tissues of the lips, cheeks, and tongue from abrasion resulting from pinching between the tack and sharp edges of teeth. Horses that work "on the bit" can experience discomfort or pain when the lips are pulled back far enough to contact the first cheek teeth. For this reason, it is important to round those teeth slightly so that the leading edge is smooth. The lips will still contact those teeth, but no discomfort results. Also horses that wear a cavesson, noseband, bosel, hackamore or any tack that presses the cheeks against the sides of the teeth are susceptible to pain and ulceration to the inside of the cheeks. Therefore it is important to smooth any sharp points on the sides of those teeth. Also, a bit tends to flatten out the tongue so that it may contact the sharp edges of the insides of the lower cheek teeth. These sharp edges require particular attention during a dental exam. That's all a "bit seat" is; just a smoothing of the first 1 or 1 ½ cheek teeth, top and bottom, so that soft tissues are not painfully pinched due to the tack. For the record, I apply a "bit seat" to every patient whether they are in work or not, because those first few cheek teeth tend to get very sharp, very fast and can ulcerate adjacent tissue even without tack.

When does your horse need dental care? **All** horses need a thorough dental examination at least once yearly starting at age 2 ½ or younger if a parrot mouth or other abnormality is suspected. Don't make the mistake of assuming that since your horse is performing well and eating fine that all is well with his teeth. Horses are incredibly stoic animals. They instinctively hide pain and weakness. Horses will continue to eat even in the face of extreme pain until it becomes excruciating or mechanically impossible. Almost all horses will develop sharp enamel points on the edges of their teeth within a 12 month cycle. That is the nature of equine teeth. Any abnormalities of alignment or wear **CONTINUED ON PAGE 10**

JUNIOR RIDE & TIE

My First Ride & Tie by Katie Schrock

It all started with a simple "Hey, Katie do you want to be my partner for a ride & tie?" and my reply being "Sure, why not?!" Melissa Queen and I have spent a lot of time together over the last year what with horse 4-H Horse Court and being a part of the Benton County Horse 4-H Spring Horse Classic teams (a knowledge trivia part offered through horse 4-H programs) and I had heard her top Oregon Senior Presentation about 'Ride & Ties' many times throughout the year. It sounded like a ton of fun and a completely new experience.

I spent Thursday night at Melissa's house where we talked late into the night and then started packing bright and early the next morning. We loaded the horse trailer with everything the horses could need and everything that we could possibly need for the weekend in Sisters. Melissa showed her expertise with the clippers off to me when we clipped Opie's long coat so that she would be cool during the heat of the day when she would be working very strenuously.

The drive to Sister's was a fun trip where I learned a lot about the different strategies of Ride & Ties but also about everything that you do to make sure that the horse is comfortable at all times, because the horse and yourself is VERY important on Ride & Ties and Endurance rides.

Once we arrived at Sisters we walked and trotted the horses around to make sure that they weren't too stiff after our long trailer haul up there. As we meandered around with Melissa keeping an eye out for people that she had met on previous Ride & Ties I realized just how nice everyone seemed to be. Constantly people would say "Hi, how ya doin'?" as we were wandering past.


Melissa pointed out to me how to distinguish the participants of the Ride & Tie from the Endurance riders. They use paint grease on the sides of the horses rump to paint on numbers with the Ride & Tie contestants have a R in front of the number. The two horses that we brought were R4 and R5, their names were Ari and Opie.

That night we made sure that we were fully hydrated and that everything was ready to go because we would be leaving at 7:15 the next morning and we didn't want to be panicked. Sadly, the next morning, Lisa's (Melissa's mom) hip was hurting her too bad and we didn't want her to make it worse by trying to run on it. That is when I realized that I would have to be by myself for the first part and I was slightly worried. My mother had been teasing me about missing Opie or grabbing the wrong bay Arabian what with all the others in the vicinity.

Right before we started I realized that I wouldn't have to start out running all by myself, I had met a ton of the entries the night before due to the fact that the whole entire organization is like one big family with everyone knowing each other. I immediately felt like an adopted child of this ever-growing family. I knew that there would be 6 or 7 other people out there with me and they would help me along the way to start.

Things were going good, we had started strong, and even though I had started cold and at 7:20 in the morning in Sisters wearing only shorts and a t-shirt I was warming up as my feet hypnotically pounded out a rhythm down the dusty lane we started on. Then I saw Opie tied on the side and I ran over and jumped on her (after untying her first) and she immediately set out down the trail. She practically flew along the way because she was in a full out dressage trot that I had not seen nor felt before in real life. It was quite impressive as the scenery flew by and quite soon we had caught up to the running Melissa. Melissa signaled us to go on ahead and Opie just kept striding along with no signs of wanting to stop.


After just a few short minutes in which I had felt that I had traveled miles and pitied poor Melissa for having to run that distance that Opie had covered with so much ease, I quickly tied Opie to a tree that was slightly



Katie, on Opie and Melissa Queen at Santiam Cascade Ride & Tie

A Mustang's Ride & Tie Adventure

by Annette Parsons



Spirit at the start of the race with Heather and Jim

Photo by Annette Parsons

The little buckskin colt was barely an hour old as he stood for the first time on his wobbly legs. His dam nuzzled encouragement, for it is truly a matter of life and death for a wild horse to quickly develop the ability to flee from danger. Winters are harsh and summers are relentless in the rocky, sage-covered high desert along the border between northeastern California and northwestern Nevada that is home to the High Rock wild horse herd. As he greeted the world in 1999, teetering on legs growing stronger by the minute, the little buckskin could never have imagined a future that would include a ride and tie race in the coastal redwoods of NW California's Humboldt County.

The next two years saw the little colt grow strong and fit, his golden dappled coat gleaming in the sun as he roamed the desert with his herd, seeking food, shelter, and water. He learned to listen to his herd mare and stallion who alerted the herd when danger threatened, and they would race across the desert on hooves hardened against the rocky desert ground. Little did he know that this pattern of periods of running interspersed with periods of resting and eating would be perfect training for the ride & tie race he would run as an 8 year old.

Then came the BLM wranglers and his whole life changed. As a two-year old, the colt was captured and taken to the BLM wild horse and burro facility at Litchfield, near Susanville, California. He was terrified as he saw, heard, and felt, for the first time the large noisy trucks, small crowded corrals, wranglers with ropes that stung, needles that pricked, and wormers that tasted awful. The burn of the freeze-branding that gave him his unique identifying mark was especially bad. There was not too much pain when he was gelded, at least they anesthetized him for that, and he soon forgot about it all as he began to learn that the tasty hay was much better than the

coarse sparse desert grass and sagebrush, and that he did not have to travel for days just to find a drink of fresh, cool water. While he did not exactly trust the strange two-legged predators who frequented the corrals where he lived for a while, he at least began to adjust to their presence.

The day came when he was adopted by a two-legged predator and taken to a new home. This home was a little less crowded, but still very scary. His new owner did little to diminish his fear of the strange predators. The young horse was named 'Spirit' and lived up to his name as he continued to use his fight and flight defenses to stay alive. His owner decided this colt was just too wild, and for the next four years the golden horse was transferred from predator to predator. Finally, his lucky day arrived, and a young ranch hand named Jani managed to get him to the working cattle ranch in southwestern Oregon where she worked. Jani's patient and gentle handling, and her understanding of the predator-prey relationship between humans and horses allowed her to gentle this 6 year old wild horse that no one else could handle. As his trust in Jani grew, Spirit learned to carry a saddle and rider, and to follow her commands as she became his new leader. His calm temperament and Jani's skills led to a very successful partnership between them. He adjusted well to his new job as a working cow horse and spent many hours each day earning his keep by chasing cows, resting, chasing cows, resting.

Jani had heard of a race called "Ride and Tie" and knew that Spirit could do it. Spirit's past life as a wild horse and now as a ranch horse provided perfect training for this race that mimics the horse's natural cycles of running and rest. Jani's sister, Heather was an excellent runner, and since the two girls had grown up around horses, she knew Heather could do it, even though Heather had never done a ride and tie race before. The ride & tie race director put Jani in touch with my husband, Jim, an experienced ride & tier and ultra runner. By this time, Spirit was a gentle, calm, steady mount who enjoyed the attention of people of all ages, and even served as a lesson horse with some of the children to whom Jani gave riding lessons. I fell in love with him the first time I met him, and was delighted to have him at my place during the two weeks prior to the race. I helped keep him fit, as Jim and Heather got together on weekends to practice riding and tying with Spirit.

When we trailered Spirit to the race site for the big championship weekend, he was an instant hit around ride camp. In a sport dominated by the elite, sleek, fiery Arabian endurance horses, Spirit's gorgeous golden dapples, dark mane and tail, and calm, sweet manner endeared him to even the most die-hard ride & tie racers. Spirit was a wonderful ambassador for the BLM's Wild Horse and Burro adoption program. Before the race there were those who wondered if such a stocky built horse could make it. They figured he was likely to be pulled at the vet check.

In spite of never having seen an endurance or ride and tie camp before, with all the trailers and trucks and corrals, and people and horses milling about, Spirit took calmly to the setting as he surveyed the competition. He accepted the pre-race vet-in exam with patience and calm, and did not flinch when a race official drew a big #31 in grease pencil on his broad rump. The veterinarians admired his big, strong, hard bare feet as he was trotted out and back during the exam.

CONTINUED ON PAGE 14

RACE RESULTS

DESCANSO RIDE & TIE

JUNE 9, 2007

FORT STANTON RIDE & TIE JULY 15-21, 2007

25 MILE COURSE

Gvulla Kent/Mike Whelan on Marc	2:58
Terri Castellano/James Fredette on Flame	4:05

15 MILE COURSE

Kurtis Ibarra-Dosio/Rich Smith on Justin	2:10
Patti Bowman/Dawn McCool on Ruby	2:20
Jennifer Mansoor/Amanda Wood on Reba	2:37

GOLD COUNTRY RIDE & TIE JULY 21, 2007

25 MILE COURSE

Tom Johnson/Marcia Smith on Saamson BC	2:58
Heidi Lambert/Jennifer Tiscornia/ Lakota Mare	3:11
Steve Anderson/John Hall on Basia	3:20
Tom Gey/Carol Ruprecht on Findafar	3:34
Evan Klaus/Mary Tiscornia on Sal	3:35
Katie Rzakdowolska/Melanie Weir on Kamanche	3:37
Doyle Eggers/Dawn Hartsock on Tess	3:49
Jeff Townsend/Warren Hellman on Flew	3:58
Jerome Beauchamp/Frank Lieberman on Gypsy	4:10
George Hall/Tim Rubin on Ruby Ray	4:23

13 MILE COURSE

Tracey Bakewell/Don Strong on Frank	2:23
-------------------------------------	------

5 MILE COURSE

Krista Christian/Margarita Martinez on Jesse	1:11
Brea Carter/Caylin Trocha on KB	1:56



YOAKUM, VOLK AND BEZI
FIRST PLACE AT SANTIAM

Hey! I did that race!!
Where's MY name???

If a competitor is not a member of the Ride & Tie Association before the race, the entire team is not official and receives no credit for the race. Make sure both you and your partner are members before competing! The entry blank you signed clearly stated that you must be a member!

35 MILES--JULY 15

Beth Brinkley/Lara Lawrence on JC Star	5:43
--	------

35 MILES--JULY 17

Beth Brinkley/Lara Lawrence on Jubilee	6:13
--	------

35 MILES--JULY 19

Beth Brinkley/Erin Lusk on Jubilee	5:13
------------------------------------	------

35 MILES--JULY 21

Beth Brinkley/Erin Lusk on Jubilee	5:08
------------------------------------	------

SANTIAM CASCADE

AUGUST 11, 2007

30 MILE COURSE

Ben Volk/Mark Yoakum on Bezi	5:05
Chris Labbe/Ted Labbe on Whiskey	5:19
Frank Lieberman/Tim Rubin on Gypsy	5:41
Don Betts/Bill Mintiens on Cinder	5:59
Melissa Queen/Katie Schrock on Aitopia	8:32
Liz Perkin/Rebecca Harig on Pumpkin	DNF

12 MILE COURSE

Carrisa Summers/Deanna Olsen on Cathy	2:50
---------------------------------------	------

HEADWATERS OF THE ROGUE

AUGUST 26

25 MILE COURSE

Tim Rubin/Ben Volk on Cinder	3:50
Steve Anderson/Frank Lieberman on Gypsy BC	3:53
Tom Gey/Ted Ruprecht on Olympian	3:59
Lisa Preston/Josh Steffen on Abu	4:17
Don Betts/Melissa Queen on Aitopia	4:40

17 MILE COURSE

Carol Ruprecht/Joan Ruprecht on C-Rock	4:45
--	------

8 MILE COURSE

Samantha D Andrea/Bev Steffen on Reiny	1:35
Jim Clover/Annette Parsons on Rosie	1:38

2007 RIDE & TIE SCHEDULE

See 2007 Handbook for more information on each of these races

- 7-9 SEPTEMBER **BIG SOUTH FORK RIDE & TIE--Onieda, Tennessee--8,30 and 55 and 100 Miles--Joanne Mitchell, 9013 Coburn Drive Knoxville, TN 37922 865.693.4308 jfgmhorse@bellsouth.net**
- 8 SEPTEMBER **THE COOLEST RIDE & TIE--Cool, California--4, 9, 13 and 22 Miles--Frank Lieberman and Linda Shaw, (530)886-0890, 1810 Windy Court, Cool CA95614, coolgalinda@sbcglobal.net**
- 21-23 SEPTEMBER **CHESAPEAKE RIDE & TIE FESTIVAL--Fair Hill DNR, Maryland--20,30, 45, 50 and 80 Miles--Cate Peloquin, 1328 Salonica Place, BelAir MD 21024 CPENGUIN57@aol.com, (410)420-7678**
- 5 OCTOBER **ALABAMA YELLOWHAMMER RIDE & TIE--Talledega National Forest, Alabama--25,50 and 100 Miles--Joanne Mitchell, 9013 Coburn Drive Knoxville, TN 37922 865.693.4308 jfgmhorse@bellsouth.net**
- 6 OCTOBER **MANZANITA RIDE & TIE--Boulevard, California--15 and 25 Miles--Terry Wooley Howe, (619)445-5443 21800 Japatul Valley Road, Alpine, CA91901, TerryHowe@hughes.net**
- 7 OCTOBER **MAN AGAINST HORSE RIDE & TIE--Prescott Valley, Arizona--25 Miles--Cheryl Johnson, 3134 Angus Drive, Prescott, AZ 86305, (428)541-0680 Johnsonfamily17@juno.com**
- 20 OCTOBER **FOOTHILLS OF THE CASCADES--Molalla, Oregon--25 Miles--Anna Sampson (503)829-6002 and Mary Nunn (503)829-5321, Send Entries to Mary at 16501 South Butte Creek, Mollala, OR 97038**
New Race!
- 21 OCTOBER **HIGH DESERT RIDE & TIE--Weeks, Nevada--30 Miles--Heidi Siegel (775)575-2358 and Nancy Upham (775)224-6565 Heidi Siegel. Send entries to: Heidi Siegel 1075 Margaret Way Fernley, Nevada 89408**
- 27-28 OCTOBER **FORT VALLEY RIDE & TIE-- Fort Valley--Virginia--12, 30 and 50 Miles--Claire Godwin, (301-948-0158 crgdvm@aol.com. Send entries to: Susan Trader, susntrader@aol.com, (540)882-9721, 16813 Clarkes Gap Road, Paeonian Springs, VA20129.**

MY FIRST RIDE & TIE CONTINUED off the trail and took off running thoroughly enjoying myself. I felt at peace just running with the other horses and runners in the cool morning air, looking at the landscape around me which was so much different than at my home in Corvallis, Oregon.

Melissa caught up with me in a few moments time and hurried on past in a flash of bay and glitter (we had marked Opie with glitter so that I would know which one was actually Opie) she scooted down the trail and around the corner. Melissa used her Walkie-Talkie to let me know that she had just tied Opie up, I replied 'Okay' and carried on with the group until a few moments later she called again 'You have had to have found her by now!'

By now I was starting to feel concerned so I called and asked her if she had tied her up past the big gate or before it. She called and said 'A little ways after it, by the bunch of ribbon on a tree next to a little dirt bike trail.' Feeling definitely worried now I ran to the big gate I had passed about a 1/4 of a mile back and as I rounded a corner I saw a bay horse tied to it. I called Melissa relieved and triumphant 'I see her at the gate it shouldn't be too much longer' and then to my horror someone jumped on the horse and rode towards me. That was definitely not Opie

Turns out that everyone had missed the turn off so while I frantically searched the main road Melissa ran back to Opie, got on Opie and then had to go searching for her Novice partner. I felt really bad when all 3 of us were together again but Melissa was really nice, and she said 'This isn't really about winning, it's about having fun, meeting new people and most importantly; just completing the course!' After that Melissa and I just took it easy and I really understood the concepts and strategies that you can use.

I learned a ton and met a lot of new people and saw many different horses and even got to ride a Tennessee Walking Horse! In the future, and even now, we will all just laugh about the time that Melissa's horse, Opie, played 'Hide and Seek' with me on my first, but definitely not last, Ride & Tie. I am definitely hooked!

Katie is a fifteen year old sophomore at Corvallis High School. She is a member of the Benton County 4-H Horse court. Katie shows rabbits, steers and horses in 4-H and drives a mini horse. We hope to see her at more ride & ties!

CURRENT POINTS AND MILES LEADERS

The top five Points and Mileage leaders as of August 29, 2007: **TEAM POINTS:** M/M: Hellman/J.Townsend 267, Osterweis/Rinde 207, Anderson/Lieberman 188, Gey/Howard 138, and Reynolds/Tracy 133.

W/M: Preston/Steffens 283, Johnson/Schneider 242, Richtman/M.Tiscornia 232. Perkin/Rubin 193, A.Townsend/K.Townsend 175.

W/W: Heltibridle/Kane-Joyce 573, Broaddus/Newcomb 328, Lambert/J.Tiscornia 238, and Rzadkolwolska/Weir 218, DeFranco/Jacobs 197.

INDIVIDUALS: WOMEN POINTS: Heltibridle 643, Kane-Joyce 643, Schneider 476, M. Tiscornia 472, and J. Tiscornia 452.

WOMEN MILES: Heltibridle 174, Kane-Joyce 174, Brinkley 140, Newcomb 129, and Preston 109.


MEN POINTS: Lieberman 651, Anderson 571, Gey 557, Ruben 508, and Volk 403.

MEN MILES: Lieberman 158, Ruben 139, Anderson 128, Gey 106, Tied for fifth: Volk and Betts 89.

HORSE POINTS: Gypsy (Lieberman) 567, Cinder (Betts) 493, Koon (Schneider) 476, Sal (Tiscornia) 472, Basia (Carey) 462.

HORSE MILES: Cinder (Betts) 139, Gypsy (Lieberman) 136, Frisky (Heltibridle) 136, Jubilee (Brinkley) 105, Tied for fifth: Sal (Tiscornia), Basia (Carey), Findefar (Gey), Flew (Hellman) and MCA Kamanche (Weir).

Ride!



**Great articles • Huge distribution
Stallion Showcase • Horses for sale**

1.800.267.8373

www.ridepublishing.com

Dentistry for Athletic Horses CONTINUED

will get progressively worse with time and are much easier to correct early on. Remember, prevention is the key to successful dental care. Don't wait.

Who should provide comprehensive dental care for your horse? A qualified veterinarian is the only person who should provide dental care for your horse. A thorough knowledge of the anatomical, biomechanical, and physiological workings of the horse's mouth, indeed the whole horse, is necessary for proper dental care. It is not possible to separate the head from the horse. It is a complex biological system that only a licensed veterinarian is qualified to treat. Sedation is necessary for a thorough evaluation and treatment. Only licensed veterinarians can administer sedation. In most states, only licensed

veterinarians or a licensed veterinary technician employed and supervised by a veterinarian can provide equine dental care. Make sure you know the qualifications of your dental care provider. Many lay persons advertise themselves as "equine dentists" but are not legally licensed. Don't be misled. Licensed veterinarians from the U.S. always use the designation "DVM or VMD" behind their names. Only human dentists are legally able to use the designation "dentist."

Mary DeLorey, DVM owns and operates Northwest Equine Dentistry, Inc. a Washington veterinary practice devoted exclusively to equine dentistry since 2000. She has instructed veterinarians and horse owners throughout the US and internationally on equine dentistry and equine dental care. She can be reached at 866.208.1268 or www.nwequinedentistry.com.

PLATINUM

P E R F O R M A N C E[®]

**Your Source for Preventive,
Therapeutic and Sports Nutrition**

Mystery Photo Solved!!!

by Annie Betts



Once again we have a Mystery Photo with some controversy! The first guess was from Cheryl Domnitch who wrote: I believe that's me in the photo wearing the helmet and it triggered some wonderful memories. So even if I'm wrong, you are getting this story. The R&T is the 1998 Donner Summit R&T. It is my first Championship, and I'm still just learning to ride. The horse I am riding is the amazing Dillon, who took wonderful care of me, even when I ran right past him and left him tied to a tree for 45 minutes. Teri Rose was our other partner, and yes, she took good care of me also. We were all new to each other having only met the day before the Championship. Thanks to Teri and Dillon's enormous amount of experience, my first R & T was a completion and a thrill. (We were not even last, even though Dillon got a long

rest at a tree.) I am perpetually thankful to both of these partners. I'm also proud to be a helmet trend setter. Although, I'm now a much better rider, my recent cracked helmet sits on a shelf in my house as a reminder. That's why they call them accidents!

The second guess came from Dave and Linda Poston who wrote:

What great memories! This photo is from the Taylorsville 1994 Ride and Tie. Three of the horses in the photo were ours. Facing the picture, big gray on left, person with red and white shirt, myself, Dave Poston on Sawtish. Second gray horse, center of photo, rider with white shirt, Scott Craythorn, my son-in-law riding Big Mike, horse and rider on far right, bay horse, rider red and white shirt, blue shorts, Steve Austrheim-Smith, riding Zeke. Facing the photo on the left side, runner between two horses is Jeff Windeshausen, Dave's partner from 1975-1980. Shortly after this photo, the hackamore shank on my horse Sawtish broke, and I had a flat out wild ride to our first hand tie, thank goodness my son-in-law was there to help slow the horse down at the road crossing! We had great fun in those days when I could still run!

I sent the Poston's guess to Cheryl and she replied:

I'm not positive, but pretty sure it's me and 1998. The other thing that made me think it was (aside from the fact that it looks like me), are those ladder stirrups (kind of a give-away). Since I did not have my horse yet, I cannot be sure that it was Dillon, but it is his coloring. I was not at 1994 Taylorsville. Were the Postons at the 1998 at Donner Summit? One more thought, if it's a mystery photo, are you sure that it's a championship? If it's not a championship, then I have to tell you that the start really looks like the start at Big Creek. I have done R & T at Big Creek, but I do not think I did it, the year that the Championship was there.

I sent Cheryl's comments to Ellen Rinde, race director at Big Creek and got this reply:

I've been looking at that picture and trying to do the process of elimination. Based on the vegetation, it clearly isn't on the coast so that rules out Big Creek. I recognize several people, including (from left of photo) Debbie Wagner, maybe Jeff Windeshausen (with blue bandana around his head), Kathy Appleby (in pink top), Dave Poston (in white singlet with red stripe across the front), possibly Fred Emigh (on blaze-faced bay). I'm not sure about Taylorsville - the right type of vegetation but I don't recall the camp being that close to the start (since I crashed and burn with heat stress at the finish and couldn't make it back to camp for a couple of hours). Unfortunately, my race result records for 1995 are in an obsolete spreadsheet program so I can't access them but I'm pretty sure, based on the people in the photo, that it would have to be the Championships. I know Dave Poston is in the photo. I can't find Cheryl.

And then to sum it all up, Mark Richtman sent this:

This is an easy one! It is the start of the championship Taylorsville. I believe the year was 95. I am not completely sure on the year because I won five years in a row and they all blend together with time. I will check the year on the Trophy tonight. I know because that is my horse Eli far left with Debbie Wagner riding. That was the first time a woman won the championship, Debbie Wagner/Mark Richtman and Eli. Best condition Eli.

Thanks to all who made brave guesses! We believe it MUST be 1994 Taylorsville.

HYDRATION PACK HICKEY by Liz Perkin

Because I rarely remember to drink while riding, I decided I'd buy a hydration pack before this year's championship race. Having learned the hard way to never try anything new in a race (especially a long race), I took my new pack for a six mile test-run. No problem, it fit great.

Come race day morning, I was so excited about my new pack that I had to share all of its cool features with Lisa Queen, who was kind enough to remain responsive, and even friendly, during this boring bit of gear talk. My pack's coolest feature was its magnetized mouthpiece. While the mouthpieces of other packs may flop around your chest while you run, mine stuck to the shoulder strap with the help of a pair of magnets.

Unfortunately, something went wrong within the first mile. The magnets just weren't strong enough, and the drinking tube was bouncing around like any other hydration pack. However, unlike other hydration packs, mine had a heavy magnet on the mouthpiece, so it could really bang away on my chest. It was no problem though since I was so caught up in the start, the hill and the scenery to really be bothered by anything in most of that first loop.

By the first vet check, I was starting to notice it a bit more. By the time I came into the second vet check, I was holding the mouthpiece with my hand, trying to get some relief. As possibly sick as it is, the one thought that made me push through the pain was, yeah, it hurts now, but I'm going to have one heck of a bruise to show people after the race. I'm just glad I brought my bikini. So imagine my shock when, in the shower after the race, I look down and see not the impressive purple swelling I was expecting, but rather something strongly resembling a hickey. I had to show Annie Betts and Martina Keil, who were waiting right outside the shower. Of course, this was a mistake.

There was no way they were going to believe that mark was from my hydration pack and they weren't going to let me forget it, either.

Fortunately, I had a secret weapon: my mom's chocolate cake with butter cream frosting.

Now this isn't just any old chocolate cake, but chocolate cake good enough to drive people to distraction. Distraction from that mark on your chest that looks an awful lot like a hickey. Or at least good enough to keep their mouths shut full of cake and not saying anything in front of you because they sure wouldn't mind another piece of that delicious cake. So in case you ever find yourself with an embarrassing mark from ride & tie, here's the way to distract people:

Liz's Mom's Chocolate Distraction Cake

1 c. quick cooking oatmeal (this is the key ingredient right here)
1 1/2 c. boiling water
1 c. brown sugar 1 c. white sugar
1 1/3 c. flour
1 tsp. baking soda
1 tsp. cinnamon
3 tbsp. cocoa (or just less than 1/2 c.)
2 eggs 1 tsp. vanilla
1/4 tsp. salt

Pour the boiling water over the oatmeal and let it set for 15 min. Mix the sugar, flour, baking soda, cinnamon, salt and cocoa. Beat the eggs and add them to the oatmeal with the vanilla and mix, then add all your mixed dry ingredients. Bake at 350° 30 to 35 minutes, or until a knife comes out clean. Let it cool before frosting with:

Liz's Mom's Chocolate Butter Frosting

1 c. soft butter (I guess margarine works too, but I wouldn't use it for anything)
1 1/2 c. sifted confectioners sugar
1/2 c. cocoa
1 tsp. vanilla



Liz with offending Hydration Pack, on Pumpkin. Along with teammate, Tim Ruben, they finished 23rd at the Championship.

Make sure the butter is soft—microwave it if you have to, otherwise you'll wear your arm out. Cream together the butter and the sugar until "light and fluffy." Then beat in the cocoa and add the vanilla.

When I was in high school, I used to make this stuff and eat it on graham crackers after cross country and track practice. You should probably just go ahead and double both these recipes, because your just kidding yourself if you think your not gonna want more and you might as well save yourself some time.

See you at next year's championship!

After playing rugby in college for three years, Liz Perkin needed to find a sport that would get her off the roads and thoroughly beat her up every so often while providing her with drinking buddies. Ride & Tie has filled that niche to a "T". Liz is a graduate student at the University of Washington. She began her ride & tie career at the 2005 Championship in Libby, Montana.

NEW RACE ADDED TO SCHEDULE! THE HIGH DESERT RIDE & TIE

Sunday, October 21, 2007

30 Miles

Fort Churchill State Park
Weeks, NV

Contact: Nancy Upham for more information:
nan@hipster.net, (775)423-3844



RICHARDS GIFTS

Shirts, caps, coffee mugs, mousepads, buttons, magnets, cards and now selling framed pictures. Will take special orders or you can view my pictures

530-284-7579
4500 Main Street
Taylorsville, CA 95983
www.richards-gifts.com
richard55@frontiernet.net



RIDE & TIE PHOTOS

Have you noticed a preponderance of photos from the Pacific Northwest in your newsletter? Do those of you living in California and other places wonder why your photos aren't in here very often? I use the photos I have, and since I go to the PNW races, I take photos there or get them from other participants. But I would like your photos too!

SEND ME YOUR PHOTOS!!!

We want action photos of runners and/or riders or even better, both. We want race starts and finishes, we want any action shots you have. We really aren't too interested in posed photos though and try not to use them unless it is to illustrate the author of an article or unless there is just no other photo available. I need to know who took the photo so that I can give them credit for it, so please include the photographer's name with the photo. Also, if you them, include the names of the riders, runners and horses.

Photos can be scanned and sent to me in email or by snail mail. If you want the photo back, please remind me and I'll scan it and send it back in the next day's mail. It wouldn't hurt to send me a self-addressed envelope either just as another reminder!

Annie Betts, annie12345@aol.com 146 Janssen Farm Rd. Sequim, WA 98382

A MEMORABLE MOMENT AT THE SANTA YSABEL RACE THIS YEAR by Steve Anderson

It was cold and rainy on Friday as we were setting up camp. Melanie Weir, Carol Ruprecht, Tom Gey and myself (Steve Anderson) climbed into the front of Tom and Carol's trailer to warm up. With the propane heater going, we were huddled together. Melanie decided her feet were too cold and was going to change her socks. When she took off one shoe, she tipped it sideways and poured water out from the inside of the shoe. No wonder her feet were cold!

Board's Pick for Volunteer of the Year by Dawn Hartsock

The Ride and Tie Association Board minus the president (we intentionally kept him in the dark since we thought being the ethical guy that he is, he might have felt awkward voting on an award for his wife) has named Annie Betts as the volunteer of the year! Annie probably really should be named the volunteer of the century since she has been working endlessly on behalf of the association already for several years and we sure hope she keeps helping us for years to come!

Annie is our publisher and editor of the incredible news letter, publisher of the Ride and Tie Handbook, and was instrumental in the newly updated sanctioning packet for race directors just to name a few incredibly important

accomplishments for this year alone. Annie is always there to lend a hand or an opinion when asked and works endless hours to see that our visions become reality. And the really AMAZING thing about Annie is she doesn't even compete in ride and tie, she simply helps us (in my humble opinion) to support our president (and her sweetie if you don't believe it listen to their song at the next sing along!) and to support all of the new friends she has made through Ride and Tie! Good Job Annie!!!!!!! Thanks a bunch!

EDITOR'S NOTE: Awww... Shucks...(scuffing the toe of my shoe in the dust) Thank you!



PEOPLE NEWS

Lupe De La Fuente reports that her ride & tie partner Caroline Strongman is making good improvement after she was hit by a car back in April. "She can now bear weight on her left leg. The right is still painful due to torn ligaments that eventually will heal. She looks good and is in good spirits."

VINCENT PEDROIA, DMV

The North Bay lost a trusted veterinary neurosurgeon, and the world lost a wise and much beloved man on May 29 when Vincent Pedroia DMV, lost his fight against cancer. Only 60 years old this highly respected healer was a veteran of Ride & Tie and Ultra marathons.

Vince was a finisher: He completed 7 R&T championships, 7 Western States 100s, 8 Angeles Crest 100s, Leadville 100, Wasatch 100 et al. Yet his life was so much larger than these achievements.

Lifesaver, cowboy poet, storyteller, athlete and farmer, Vince touched thousand of hearts during his lifetime. He will be deeply missed by family and friends of many species.

by Lynn Harris

CONGRATULATIONS!

Congratulations to Carol Ruprecht and Steve Anderson on completing their 1000th mile of ride & tie!

RIDE & TIE TEVIS!

Congratulations also to those ride & tiers who completed Tevis this year! Jeremy Reynolds (FIRST PLACE! Way to go Jeremy!!!) Suzanne Huff, Hal Hall, Diane Dixon Johnson, Gabrielle Mann, Mike Rapposelli, Cassandra Schuler, Melissa Ribley, Robert Ribley, Patti Hawes, Kristen Flynn, and Pam Stalley. See more results at:

<http://www.foothill.net/tevis/webcast07/f1.htm>

SADDLES FOR SALE

For Sale: Hard To Find Orthoflex saddles. Traditional models. One: Brown, average seat size, \$1200. The other: Black, small seat size, upgraded to system 6 panels for shorter backed horses, \$1500. Both are in excellent condition and perfect for trail or endurance. Call Kathy at 760-789-9931.

TWO THUMBS UP TO TEXAN HOSPITALITY

by Dawn Hartsock

Thanks to the generous offer by the race director, Dawn Carrie to loan us her wonderful mannered, fully conditioned horse....Doyle and I drove 1800 miles to Huntsville Texas on April 28th and completed the first ever sanctioned ride and tie in Texas! We spent the Friday before the race smoozing around camp and trying to talk folks into giving ride & tie a try. On Friday night we gave a talk at the ride meeting to the endurance folks about ride & tie and what to expect when ride & tiers are on the course at the same time as endurance riders. While many folks seemed interested, at bedtime we had only four teams registered. On race morning two of the four teams pulled out, which left two teams, Doyle and I on Bear, and a mother and son team, Kathleen Becan-McBride and Jonathan McBride, riding Kathleen's endurance horse, HK Ishtar's Jamie.

Once the race got going it became very apparent that those Texans know how to make you feel welcome. Everywhere on the course we were encouraged and made to feel a part of the group. I was amazed at the team work on the course! We encountered the deepest, muddiest, ravines I have ever seen in my life. The ride & tie was the last group to start. When we got to those ravines, they were REALLY deep and slippery after 150 horses had already wallowed through them. The endurance riders helped us figure out how to get our borrowed horse (it is even more nerve racking when you encounter potentially dangerous spots when you are on a borrowed horse, especially when you know the owner is planning on doing Tevis as was the case with our borrowed horse) through those nasty ravines. Several of the riders got across the ravines and tied their horses blocking the trail, they stood at the top of the ravine, we dismounted and sent our riderless horses across alone and they caught them and waited for us to scramble up and remount. I have never encountered so many riders working as a team and not worrying about the race but instead about the safety of the horses and riders TWO THUMBS UP TO TEXAS!!!

A MUSTANG'S RIDE & TIE ADVENTURE CONTINUED Race day dawned cool and overcast, perfect race weather! The other 45 or so horses milled and danced about in a large grassy hillside waiting for the famous "hat toss" that would start the race, as Spirit stood calmly waiting for a cue from Heather. At the toss of Bud John's hat, all horses began to gallop up the grassy slope to join with the dirt road where the runners had started, slightly behind the horses. Spirit's black mane and Heather's dark hair flew in the wind as they galloped up the hill amidst the crowd.

Because the first loop of the race took place in part on rocky road surfaces, we had opted to put boots on Spirit's front feet to minimize his chances of getting a stone bruise. Even with his hard strong hooves, the excitement and rush of a race can cause a misstep and we did not want to risk getting pulled at the vet check due to a sore foot. Heather and Spirit reached the vet check a full half-hour before we were expecting them! She said that he was doing great, and that she thought we could remove the boots for the second loop. As she grabbed a bite of a snack and took off on foot, we sponged Spirit's legs and belly, checked his pulse, removed his boots, and gave him feed and water. I was amazed at how quickly his pulse recovered from his working rate to well below the 72 criteria as he munched contentedly on the hay and apples we had for him. When Jim appeared moments later, Spirit was ready to be presented to the vet, and Jim had very little chance to grab a bite and a drink for himself.

Spirit passed the first vet check with flying colors, and we waved good bye as he and Jim headed off at a trot into the second loop of 12 miles to catch Heather. We sat back once more to wait for another hour and a half until Heather and Spirit once again trotted into the vet check and we repeated our routine. Heather hurried off on the last 4-mile section to the finish. Spirit was beginning to get a little tired, but was still a willing and gentle partner, as he pulsed down quickly and passed the vet check...um, except for when he tried to kick the vet as he examined his hind feet...bad politics Spirit! That was his only demerit for the entire weekend! After that, he and Jim were off to catch Heather and find the finish line.

We piled all our buckets and blankets and gear into the truck and rushed back to camp in time to cheer them as they crossed the finish line! They finished in a very admirable time of 4 hours and 42 minutes, in 17th place overall, and were the second Pro-Am team to finish. They finished a mere 4 minutes behind the first Pro-Am team and just missed winning that \$1,000 cash prize! We took Spirit back to our camp, removed his tack and boots, sponged him down, cooled him out, gave him hay and water, and when he was once again presented to the vets for the required one-hour post race exam, he again passed handily. This time there was no kicking...he had learned his lesson and was happy to be done!

At the awards ceremony, as Heather and Jim accepted their race completion buckles, I was proud to present them with the "First Mustang" award, and gave a short speech lauding the versatility and strength of the wild horses available through the Bureau of Land Management's (BLM) Wild Horse and Burro adoption program. After the race, I heard a remark or two to the effect that "he has caused me to rethink this mustang thing". There was also a 13 year old mustang mare who had successfully completed the 17 mile short course and was recognized as the "First Mustang" in the short course.

Spirit is now back at his ranch job working cattle with Jani. I wonder if his equine dreams ever take him back to his adventure in the great 2007 World Ride and Tie Championship. Who knows? Perhaps he will one day race again...and next time he will even know what to expect!

For more information about the BLM Wild Horse and Burro adoption program, visit www.wildhorseandburro.blm.gov

Annette Parsons has been competing in Ride & Tie since 1983 at Eureka. She has completed 14 Championships and has completed 961 ride & tie miles. Annette Parsons is a soil scientist and Geographic Information Systems (GIS) specialist with the U.S. Forest Service and the Bureau of Land Management.

Founding Members

Ion Clearwaters, Clark & Bradley Davis, Warren Hellman, Wayne, Robin & Allison Hinrichs, Mike & Cynthia Jepsen, Bud & Fran Johns, Aileen Johnson, Luc & Barbara McCrary, Leah Mirsch, John Osterweis, Kirsten Peterson, Steve Shaw, Jim & D Ann Steere, Eric Thompson, Lars Thompson, Mary Tiscornia, Ralph & Peggy Wadsworth, Brian Zuniga, and Levi Strauss

Lifetime Members


Chris, Linda & Steve Anderson, Nancy Beacon, Lee Betak, Don & Andrea Betts, Marge & Vern Biehl, Kathy Broadbus, Pat & Nita Browning, Ruthann Conklin, Doyle Eggers, Jack Garnett, Thomas & Carol Ruprecht Gey, Guy Goddard, Barrie Grant, Byron Grant, Debbie Hansen-Bernard, Dawn Hartsock, Janice Heltbricde, Tom Highland, Carl Hill, Lew & Hanne Hollander, Jim, Sara & Elaine Ruprecht Howard, Tom Johnson, Jonathan Jordan, Jan Kahdeman, Gunilla Kent, Peter & Martha Klopfer, Skip Lightfoot, Mo, Nori & Whitney, Livermore, Gabrielle Mann, Kent McLaren, Lani Newcomb, Janet Owens, Anita Parra, Annette Parsons, Calvin Paulette, Brian Purcell, Barbara Ravizza, Chet Relyea, Mark Richtman, Curt Riffle, Emmett Ross, Tom Rotkis, Dale Roush, Ted & Joan Ruprecht, Kirsten Seyferth, Iari Shea, Marcia Smith, Godfrey & Suzanne Sullivan, Judith Teichman, Kathy Thompson, Jeff Townsend, Alina Vale, Jean Whitman, Laurie Wilson, and Leslie Yates.

BOARD OF DIRECTORS

Don Betts, President	RideAndTieDon@aol.com
Rufus Schneider, Vice President	(619)445-1060
Ted Ruprecht, Treasurer	jrurprecht@reninet.com
Dawn Hartsock, Secretary	Grover1959@aol.com
Steve Anderson	Steve.anderson1@juno.com
Pat and Nita Browning	frenchcorral@yahoo.com
Lani Newcomb	Give2bute@aol.com
Don Strong	dons@cleanshomer.com
Mary Tiscornia	MIT580@aol.com

MEMBERS EMERITUS

Steve Shaw	sshaw@pacbell.net
Jim Steere, DVM	steeres@comcast.net



Supracor®

Technology You Can Get Comfortable With®

RIDE & TIE MENTORS

ARIZONA and NEW MEXICO:

Beth Brinkley, (520)384-2948
cactusclanaz@hotmail.com

CALIFORNIA:

AUBURN: Cheryl Domnitch,
cdeife@aol.com (530)273-5668

FRESNO: Don Strong,
dons@cleanshomer.com (555)862-4937

MALIBU: Kirsten Seyferth, scattris@hotmail.com

MONTEREY/SANTA CRUZ: Dawn Hartsock,
grover1959@aol.com

ONTARIO: Dawn McCool,
far_rogue@yahoo.com, (909)596-8028

ORANGE COUNTY: Ruprecht & Gey
cruprecht@rideandtie.org, (949)263-1772

Central: Melanie Weir,
melaniew@socal.rr.com, (714)321-3695

South: Amanda Wood,
awood4@cox.net (949)388-1050

REDDING: Karen Deaver,
kdeaver@suhsd.net (530)275-8570

SAN DIEGO: Rufus Schneider, (619)445-2060

SAN JOSE: Steve Anderson,
steve.anderson1@juno.com 408 249-2780

IDAHO: Sid Sullivan, sids@cableone.net

LOUISIANA: Karen Wolfsheimer,
wolfsheimer@cox.net (225)767-9615

OHIO: Maggie Herlensky, (740)947-2883
maggieszoo@hughesnet.com

OREGON: Annette Parsons & Jim Clover,
aparsons@apbb.net

TENNESSEE: Joanne Mitchell, (865)693-4308
jfgmhorse@bellsouth.net

UTAH: Dave & Debbie Wagner,
ddwags@redrock.net, (435)658-3065

VIRGINIA: Lani Newcomb, give2bute@aol.com

WASHINGTON:

Western Washington:

Lisa Preston, lfp Preston@hotmail.com

Eastern Washington:

Janet Dodd, jddoutback@msn.com

Rachel Toor, racheltoor@earthlink.net

If you would like to be a mentor for your area,
contact Don Betts at RideAndTieDon@aol.com

RIDE & TIE ASSOCIATION CONTACTS

Endowment Chair: John Osterweis

johno@osterweis.com

Media Relations: Carol Ruprecht

cruprechtl@rideandtie.org

Statistics: Steve Anderson

steve.anderson1@juno.com

Newsletter Editor: Annie Betts

Newsletter@rideandtie.org

146 Janssen Farm Rd., Sequim, WA 98382 (360)681-8218

Juniors Editor: Melissa Queen

PaintedClassic@gmail.com

7680 NW Ridgewood, Corvallis, OR 97330 (541)758-8054

Ride & Tie Office: Lisa Preston

Contact@rideandtie.org


Ride and Tie Association PO Box 2436 Sequim, WA 98382

JUNIOR RIDE & TIE NEEDS HELP!

Our very own Juniors Editor, Melissa Queen, is part of the Benton County team which will be representing the state of Oregon at the National 4-H Horse Bowl in Denver, CO next January. The team consists of four high school students who placed highly in the County competition and proceeded to win the State competition. They will compete in a Jeopardy style question and answer game in all areas of horse knowledge. In order to compete, the students need to earn \$5000 for the team which will pay for airline tickets, contest fees, hotel accommodations, meals and competition outfits. They are now accepting cash donations or donations of items to be auctioned at a silent auction. Contact their coach: Tracy Gray at (541)758-4557 for more information. Donations can be sent to Benton County 4-H Horse Leaders c/o Tracy Gray, 4050 Minnesota St., Corvallis OR 97330.

THE RIDE & TIE ASSOCIATION

PO Box 2436
 Sequim, WA, 98382
 www.rideandtie.org



The Ride and Tie Association Membership Form

Send completed form and payment to:
 The Ride and Tie Association-PO Box 2436, Sequim, WA 98382

Name(s) _____

Address _____

Phone _____ E-mail _____

(Check One)

Lifetime Member (\$500) No more annual membership fees. Eligible for special savings as offered.

Supporter (\$100 or more) Same benefits as Competitor Member. Also available for special savings as offered.

Competitor Member (\$25) Any competitor must be a current member to compete in sanctioned Ride & Tie events.

Friend of Ride & Tie (\$20) Not an actual competitor but would like to show their support for Ride & Tie.

Competitor Family (\$40) Immediate family residing at one address. List all names to be included.

Membership year is from January 1-December 31. All categories of membership will receive Ride & Tie Newsletter, information and applications for the Ride & Tie Championship, advocacy for growth and competition in all aspects of the sport, inclusion and eligibility for the national point system and assurance of the continuance of the sport of Ride & Tie. The Ride and Tie Association is a 501 (C)(3) non profit organization.